

# LIVING FOR ETERNITY



## *Ladies' Class Study and Projects for Serving*

LESSONS, VISUALS, DISCUSSION QUESTIONS,  
TEACHER'S NOTES, PROJECTS FOR SERVICE, AND  
INSPIRATIONAL THOUGHTS

**BENNY and GWEN BRISTOW**

**LIVING**

**FOR**

**Eternity**

LADIES' CLASS STUDY  
AND  
PROJECTS FOR SERVING

LESSONS, VISUALS, DISCUSSION QUESTIONS,  
TEACHER'S NOTES, PROJECTS FOR SERVICE,  
AND INSPIRATIONAL THOUGHTS

BY  
Benny and Gwen Bristow



**QUALITY PUBLICATIONS**

P.O. BOX 1060  
ABILENE, TEXAS 79604-1060  
(915) 677-6262

# DEDICATION

This book is affectionately dedicated to Gwen's mother and Benny's mother-in-law, Susie M. Shaw, who has portrayed a life of love, caring, and sharing with others. She has lived a life of giving so that the "Amazing Grace" of the gospel could be spread at home and throughout the world.

It is hoped that this book will help perpetuate her memory even after she has fallen asleep in Jesus.

Copyright © 1991 by Benny and Gwen Bristow

All rights reserved. No part of this publication may be reproduced, stored in a retrieval system, or transmitted in any form by any means—electronic, mechanical, photocopy, recording, or otherwise—without prior permission of the copyright owner and Quality Publications.

ISBN: 0-89137-451-5

# INTRODUCTION

The greatest need that anyone has in this life is to prepare for eternity. However, the greatest weakness in the human race (in all generations) is failing to prepare. Even though the average person doesn't agree, life is still a total failure for those who do not live for eternity. Success in material things is very important to millions and includes such things as wealth, education, prestige, and acceptance. However, one may gain all of these to their fullest, and still be a loser. Jesus taught: "For what is a man profited if he gains the whole world, and loses his own soul? Or what will a man give in exchange for his soul?" (Matthew 16:26). Remember, those who are living for material things, are only one heartbeat away from losing everything!

The Bible tells us of men and women who lived their lives, for eternity, and believed that this life is a steppingstone to greater things. The Hebrew writer expressed their attitude: "These all died in faith, not having received the promises, but having seen them afar off were assured of them, embraced them, and confessed that they were strangers and pilgrims on the earth" (Hebrews 11:13). Therefore, these spiritual giants left behind great spiritual examples because they lived daily for eternity. Special sayings are recorded in God's word about their lives, and these will be used to guide our thoughts in each lesson.

This study has been prepared especially for ladies to use in their weekly Ladies' Bible Class, but the biblical principles apply also to men, and with a minimum amount of changing, the lesson material (in the first section) can be used in Men's Bible Classes. These lessons are aimed at helping all to live more closely to the Lord while rendering a greater service.

To extend the value of your class, you ladies might wish to study these lessons at home with your husband. The evening following Ladies' Class (while still on your mind) would be an excellent time to share with him how the same truths can be applied to his life.

The second division of this book (written by my wife Gwen) is designed to help Christian ladies put these biblical principles into practice. It is important to study God's beautiful way of life, but to please Him, we must live them in our daily lives. In fact, the lessons learned in this study will take on new meaning when you live to serve others.

The scriptures quoted in this book are from The New King James Version, Thomas Nelson Publishers.

May God bless this book to enrich the lives of thousands to live for eternity is our sincere prayer.

Benny B. Bristow



# CONTENTS

DEDICATION .....	iii
INTRODUCTION .....	iv

## SECTION ONE — CLASS STUDY

<u>VISUAL ONE</u> : Her Worth Is Far Above Rubies .....	1
<u>LESSON ONE</u> : The Rarest of Jewels .....	2
LESSON ONE: Teacher's Notes .....	6
VISUAL TWO: Went About Doing Good .....	9
LESSON TWO: Life At Its Best .....	10
LESSON TWO: Teacher's Notes .....	14
VISUAL THREE: Mary Has Chosen That Good Part .....	16
LESSON THREE: You First, Lord .....	17
LESSON THREE: Teacher's Notes .....	22
VISUAL FOUR: Full Of Good Works .....	25
<u>LESSON FOUR</u> : A Needle for the Needy .....	26
<u>LESSON FOUR</u> : Teacher's Notes .....	31
VISUAL FIVE: A Good Man. . . Full of The Holy Spirit .	34
LESSON FIVE: Full of God .....	35
LESSON FIVE: Teacher's Notes .....	41
VISUAL SIX: Walked With God .....	44
LESSON SIX: Everlasting Friendship .....	45
LESSON SIX: Teacher's Notes .....	49
VISUAL SEVEN: He Being Dead Still Speaks .....	51
<u>LESSON SEVEN</u> : Voices from the Dead .....	52
LESSON SEVEN: Teacher's Notes .....	56
VISUAL EIGHT: Asleep In Jesus .....	58
LESSON EIGHT: The Most Peaceful Sleep .....	59
LESSON EIGHT: Teacher's Notes .....	63
VISUAL NINE: He Prayed More Earnestly .....	66
LESSON NINE: Speaking With Heaven .....	67
LESSON NINE: Teacher's Notes .....	71
VISUAL TEN: Not Ashamed of the Gospel .....	74
<u>LESSON TEN</u> : Power, Unlimited .....	75
LESSON TEN: Teacher's Notes .....	80
VISUAL ELEVEN: Kept The Faith .....	83
LESSON ELEVEN: Don't Let Go! .....	84
LESSON ELEVEN: Teacher's Notes .....	88
VISUAL TWELVE: Well Done, Good and Faithful Servant .	90

LESSON TWELVE: A Winner For Eternity . . . . .	91
LESSON TWELVE: Teacher's Notes . . . . .	95
VISUAL THIRTEEN: O Lord, Come! . . . . .	98
LESSON THIRTEEN: <u>Blissful Anticipation</u> . . . . .	99
LESSON THIRTEEN: Teacher's Notes . . . . .	103

## SECTION TWO — WORK PROJECTS

Treasures From the Heart . . . . .	107
This Day Is Mine . . . . .	109
She Has Done What She Could . . . . .	110
“Heart To Heart” Booklet . . . . .	111
Spring Favor . . . . .	113
New Arrival's Remembrance . . . . .	115
The Bear Doll . . . . .	118
For Hospitals and Nursing Homes . . . . .	120
Joy Baskets . . . . .	121
Gingerbread Magnet . . . . .	123
A Fall Remembrance . . . . .	125
Mr. “Hearts” . . . . .	126
Gift Packets . . . . .	128
A “Smilie” Goodie Bag . . . . .	130
Hospital Tray Favors . . . . .	133
Acorn Lapel Pin . . . . .	134
Cookie Recipe Treasures . . . . .	136
Treasured Cookie Recipes . . . . .	137
A Sharing Event. . . Home Baked Cookies . . . . .	146
Thoughts For A Better Week . . . . .	148
Cookies for the Children . . . . .	149
Let's Talk Hospitality . . . . .	155
Give A Great Get-Together . . . . .	156
Cookie “Hands” Party . . . . .	158
Are You Bored At Being You? . . . . .	160
Other Services With Great Rewards . . . . .	161
Home Bread Baking . . . . .	164
Ideas For Packaging Gift Bread . . . . .	165
Treasured Bread Recipes . . . . .	166
Bread Buffet Idea . . . . .	170
Time To Pray . . . . .	171
It Is Finished . . . . .	172
Words That Give Us Strength . . . . .	172



**SECTION I**

**CLASS  
STUDY**

*Her Worth Is Far Above*

*Rubies*

PROVERBS 31:10






She Is TRUSTWORTHY

She Is INDUSTRIOUS

She Is REWARDED

A Portrait For Today



# The Rarest of Jewels

## LESSON 1

**TEXT:** *“Her Worth Is Far Above Rubies” (Proverbs 31:10).*

These words have been the dream of thousands of women down through the centuries, and should be the goal of every Christian woman today. This woman’s example has been studied, perhaps, more than all the other proverbs from the writings of Solomon. Not all women are virtuous, but it is because they do not choose to be. After God created man, all seemed to be good except for man’s loneliness. When God saw this, He said, **“It is not good that man should be alone; I will make him a helper comparable to him” (Genesis 2:18).** However, after every beast of the field and every bird of the air were formed and named by Adam, **“there was not found a helper comparable to him” (v. 20).** Therefore, God caused Adam to sleep, removed one of his ribs, made woman, and brought her to man (vs. 21,22). From that time forward, woman has been a great influence upon man, and the whole world.

In the Bible, women are usually noted for their greatness and beauty, or else they are pictured as being corrupt and depraved. There is nothing more beautiful than a virtuous woman, and nothing more hideous than an evil Jezebel! History reveals that as a general rule, man has allowed woman to set the moral pace for the human race, beginning with Eve. This is not the way it should be, nor the way that God planned it; nevertheless, it is true. Thus, it is so important that women seek to be like the worthy woman whose: “worth is far above rubies.” May we in this lesson, look at some of the good qualities that made this woman possess such great worth.

### **(1) She Was Trustworthy.**

Her worth begins by being trustworthy to her husband and family. **“The heart of her husband safely trusts her; so he will have no lack of gain. She does him good and not evil all the days of her life”**



**(Proverbs 31:11,12).** There can never be a happy relationship between a man, woman and family, until there is trust. It is wondered how many marriages have failed, and how many families have been broken over the years, because trust was missing!

There are so many ways that men and women are tempted on this earth, but we must set our goals to follow the pathway of doing right, regardless. When this is done year after year, a bond of trust is built which is solid as a mountain. The husband can leave for work each day believing that his wife will do right in every respect, and she can feel the same about him. He will not be concerned about the children, because they are in good hands. The trustworthy wife will always strive to do the best she can for her children, and will pull together with her husband to bring him gain.

Notice also, that she can be trusted all the days of her life. It is not on a temporary basis. Some women are trustworthy for a while, but later when marriage has become routine with its many burdens, they turn aside to evil. Not so with the worthy woman! She makes a lifetime commitment, and then faithfully keeps it. Therefore, her words, her love, and daily actions can be fully trusted.

## **(2) She Is Industrious**

Her life is filled with profitable work as she labors with eager hands. Her work includes the proper selection of wool for clothing, and the gathering of food like a faithful merchant ship from afar. In order to provide for her family, she must arise from sleep before daylight, but she does this willingly. To extend her usefulness further, she buys a field for the purpose of planting a vineyard. With strong arms and a willing spirit, she goes about her work vigorously. She is a successful business woman, and makes sure that her trading is profitable. To carry this full load of service, she must work late into the night.

This worthy woman does not merely put in her hours to say that she has been at work, but she works with a goal and a worthy purpose. She loves to care for her husband, children, and those who are in need. Nothing but the best in everything will satisfy this woman. Since she feels the need to clothe her family against the winter snows, she provides them with scarlet. Her fingers work skillfully as she holds the distaff and grasps the spindle. Remember, the same efforts used to provide for her family, are also used to help the poor and needy (v. 20).

In all her busy activities to work, earn money, and to make clothing, she does this with honesty and integrity! **“Strength and honor are her clothing”** (v. 25). Even her words are noted for wisdom as she speaks them with kindness. She wants to instruct her children in righteousness, therefore, she must have the same in her life. **“She watches over the ways of her household”** (v. 27). She desires that

her family be well fed, properly clothed against the snow, and taught the principles of living right.

She also keeps her own house beautifully decorated, and makes tapestry for herself (v. 22). Her appearance is such that it reflects dignity and beauty for she is clothed in fine linen and purple.

She helps her husband to be respected in his role for life, as he takes his seat among the elders of the land. She plans for the future by making linen garments to be sold to the merchants. With strength and dignity; she can laugh at the day to come, because her work has been done well.

### (3) She Is Rewarded.

Her heart is thrilled when her children arise and call her blessed, and her husband praised her (v. 28). This worthy woman, the model for all other women to follow, surpasses them all. Every dream for fulfillment in this life is accomplished, but as beautiful as all of this may be, this does not represent her real greatness! What is the one thing that makes all these physical accomplishments so wonderful? Is it charm and beauty alone? No, in verse 30 we read, **“Charm is deceitful and beauty is vain, but a woman who fears the Lord, she shall be praised.”** This is the secret! She builds her whole life, with its many successful endeavours, on fearing the Lord. **“Fear God and keep His commandments, for this is the whole duty of man” (Ecclesiastes 12:13).**

### (4) A Portrait For Today

Now that the portrait of this woman is before you, how does your life compare? It is true that her activities, due to the customs of her day, were different from yours, but the principles are the same. How trustworthy are you to your husband and family? Are you using your time wisely, and are you industrious for your family and the Lord? Just how concerned are you for the poor and needy? When you give to the poor, do you give them the leftovers, or do you give to them the good things that you are pleased to give your family?

If you have a husband, how well do you support him and his image before others? Do you honor him and make him proud that you are his wife? Are you the kind of woman who God planned for Adam when He first made Eve?

Finally, are you allowing the fear of the Lord to guide your life, and the lives of your family? If you must answer “no” to any of these questions, don’t give up and say, “I can’t be like the worthy woman.” You may never obtain all of her traits to perfection, because she represents the perfect model. It is said of this virtuous woman, **“Many daughters have done well, but you excel them all” (Proverbs 31:29).** However, you can begin where you are, and strive for improvement! Her exam-

ple of life must be dreamed, planned, and then put into action. God has given you the ability to improve, and this virtuous woman can serve as a guideline for you to follow.

Spend some time meditating on her life, and look for every opportunity to be like her. Keep in mind, that as a Christian woman, you are already on the road to great things, because you are following Christ! Just spend your life reaching upward for improvement while trying to be like the virtuous woman, and it can be said of your life: "Her Worth Is Far Above Rubies!"

### DISCUSSION QUESTIONS

1. To what degree can women improve their lives today?
2. Give some examples of women who cannot be trusted.
3. Why is trust so important to happy marriages?
4. Was the virtuous woman overworked?
5. Show that she loved her husband and children.
6. What was the foundation for all the success of the virtuous woman?
7. To what extent can Christians be like this woman of **Proverbs 31**?
8. Why is a Christian woman already (to some degree) like the virtuous woman?

It's up to you to change your life.  
It's up to you to make things right when  
things go wrong.  
And God has given you the power to do it.

# Teacher's Notes

## LESSON 1

### INTRODUCTION:

- A. These words the dream of thousands of women down through the centuries.
  - 1. Should be the dream of Christian women today
  - 2. Any woman can choose to be virtuous
- B. Man was lonely after creation
  - 1. Loneliness was not good (**Genesis 2:18**).
  - 2. Sought a helper comparable to him (**v. 20**).
  - 3. Only woman could meet the need (**vs. 21,22**).
  - 4. Therefore, woman a great influence on man!
- C. In Bible, women are noted for greatness and beauty or corrupt and depraved
- D. Nothing more beautiful than a virtuous woman, nothing more hideous than a Jezebel! *Dan. 12. 7, Prov. 12. 8*
  - 1. History reveals that man has allowed woman to set moral pace - this shouldn't be true
- E. Therefore, important for women to be like the worthy woman
- F. Please consider some of her qualities:

### I. SHE WAS TRUSTWORTHY.

- A. Trustworthy to husband and family (**Proverbs 31:11,12**).
  - 1. Never be happiness in these relationships until trust
  - 2. Wonder how many have failed because of lack of trust?
- B. Many temptations in life, but must set our goal for doing right
  - 1. When done year after year, we build trust
  - 2. Husband and wife can be apart, but together in trust

*You must be a Builder, not a Wrecker!*

- C. Her trust is not on a temporary basis
  - 1. Some are trustworthy for a while
  - 2. Must be a lifetime commitment
- D. Her words, love, and daily actions can be fully trusted

## II. SHE IS INDUSTRIOUS

- A. Her life is filled with profitable work with her hands *Prov. 14:1*
  - 1. Selects wool for clothing, gathers food *I Peter 1:23*
  - 2. Arises early, works until late
  - 3. Goes about her work vigorously
  - 4. A successful business woman
- B. She has a worthy goal for her labor
  - 1. She loves to care for her husband and children
  - 2. Provides the best scarlet to protect against the snow
  - 3. She also helps the poor (**Proverbs 31:20**).
- C. Does all her work with honesty and integrity (**v. 25**).
  - 1. Her words have wisdom and kindness
  - 2. Sets the right example for children (**v. 27**).
  - 3. Decorates her house beautifully (**v. 22**). *mt. 5-7*
  - 4. Brings respect to her husband's role in life

## III. SHE IS REWARDED.

- A. Her children call her blessed (**v. 28**).
  - 1. She is a model for all women
  - 2. But all these physical things are not her best
- B. Her best is found in fearing the Lord (**v. 30**).
  - 1. This is the most important thing of life (**Ecclesiastes 12:13**).

## IV. A PORTRAIT FOR TODAY

- A. How does your life compare to this woman's portrait?
  - 1. Customs were different, but principles the same
- B. Consider these questions:
  - 1. How trustworthy are you to husband and family?
  - 2. Are you using your time wisely?
  - 3. Are you industrious for your family and the Lord?
  - 4. How concerned are you for the poor and needy?



5. Do you give the poor your leftovers or the best?
  6. How well do you support and honor your husband?
  7. Are you the kind of woman who God planned for Adam at first?
- C. Spiritually, are you allowing the fear of the Lord to guide you?
- D. You may answer “no” to some of these questions - but don’t give up
1. The worthy woman is a perfect model (**Proverbs 31:29**).
  2. But she can be your goal
- E. Her example must be dreamed, planned, and put into action!
- F. God has given you the ability to improve
1. She can serve as a good example to follow as a woman
- G. As a Christian woman, you are already on the road to great things
1. Give your best to life serving God, and it can be said of you too: “Her Worth Is Far Above Rubies!”

**C  
O  
M  
P  
A  
S  
S  
I  
O  
N  
A  
T  
E**  
**J  
E  
S  
U  
S**

**WENT ABOUT DOING GOOD**

**GOOD SAMARITAN**

- HE SAW** - Had Compassion
- HE RESPONDED** - Helped
- HE SACRIFICED** - Gave Self
- HE CARED** - Followed Up

**ACTS 10:38**

**GOOD NEIGHBOR**

# Life at its Best

## LESSON 2

**TEXT: “Went About Doing Good” (Acts 10:38)**

The first example is based on what was said about Jesus. He was involved in many things during His ministry such as preaching, teaching, healing, feeding the hungry, and helping the multitudes with their needs. His whole mission in coming to earth was to do good for lost humanity even to the seeking the salvation of their souls. **“For the Son of Man has come to seek and to save that which was lost” (Luke 19:10).** When Jesus illustrated His work with the figure of a shepherd and his sheep, He said of Himself: **“I am the *good* shepherd. The *good* shepherd gives his life for the sheep” (John 10:11).**

Jesus not only did good works, but He taught others to do likewise. When Jesus defined the actions of a neighbor, He told of a Samaritan doing good to a man beaten, robbed, and left for dead (Luke 10:25-37). The good, done by the Samaritan, consisted of several things, and as we consider them, may we relate the same to our lives as Christians.

### **(1) He had compassion.**

After one obeys the gospel, this is where living for Christ begins. We must work diligently to lay aside selfishness and think of serving others. Our compassion must be shown to our spiritual family and to those who are lost in sin. Jesus described a priest and Levite coming by and seeing the victim’s needs, but they passed by without offering their help. Why? Could it be because they felt NO compassion? Why did Jesus give His all (day by day) in His ministry, and then finally give His life? There are many reasons, but surely one of the motivating forces was the compassion He felt for those in distress! This compassion was shown toward multitudes as well as individuals. Once during His ministry: **“Jesus called his disciples to him and said, ‘I have compassion on the multitude, because they have now continued**

**with me three days and have nothing to eat. And I do not want to send them away hungry, lest they faint on the way” (Matthew 15:32).** This compassion motivated Jesus to perform a miracle to feed four thousand men, besides women and children with seven loaves and a few little fish (Matthew 15:33-38).

As Jesus was leaving Jericho followed by a great multitude, there were two blind men who learned that He was passing by. They began to cry: **“Have mercy on us, O Lord, Son of David!” (Matthew 20:30).** Does He have time to stop (with this great multitude present) to be concerned about two blind men? Would we have rationalized and said, “We’ve got to keep our priorities right! These men are only two, but this multitude represents thousands.” Jesus didn’t think this way, because He stopped and gave them sight. What motivated Him? **“So Jesus had compassion and touched their eyes. And immediately their eyes received sight, and they followed Him” (Matthew 20:34).**

Jesus could show as much compassion to one individual as to a multitude. This fact is proven by an incident that happened in a city called Nain. As Jesus, His disciples, and a large crowd were near the gates of this city, Jesus saw a pitiful sight! A mother (also a widow) had lost her only son in death and they were carrying his body to its final resting place. How did Jesus react? **“When the Lord saw her, He had compassion on her and said to her, ‘Do not weep.’ (Luke 7:13).** Jesus took the time to bring this young man back to life, and what a joyful occasion this must have been for this weeping mother!

Therefore, the good Samaritan began his good works by showing compassion, and we must do the same if we faithfully follow Jesus.

## **(2) Bandaged his wounds and poured on oil and wine.**

It is not enough to feel compassion, but such must be put into action. The Samaritan, mentioned by Jesus, could not be called the “good” Samaritan if he had stopped with only feeling compassion. He was good because he *showed* compassion. Jesus didn’t stop with feeling compassion for the hungry multitude, the two blind men, and the widow of Nain. He showed compassion by helping them.

How many times do we say about a brother or sister who has lost a loved one, “I sure feel sorry for them.” But do we show them our sorrow? Do we go visit and weep with them (Romans 12:15), prepare and help serve food, and visit them during the empty and lonely weeks of bereavement? This is one of the ways that we can “go about doing good.”

## **(3) Set him on his own animal, brought him to an inn, and took care of him.**

This *good* Samaritan went all the way to help this man. He didn’t just patch him up and leave him, but went the second mile as Jesus

taught His followers to do (**Matthew 5:41**). He took care of this man's needs the way he would want to be cared for, should he be the beaten and robbed victim! Yes, he was following the "golden rule" so beautifully taught by Jesus. **"And just as you want men to do to you, you also do to them likewise"** (**Luke 6:31**).

How many times do we simply wish someone well (even a brother or sister in Christ) that is in need of help? Perhaps we comfort them by saying, "Don't worry, things will work out!" Would this kind of talk have helped the man who was left to die by the robbers? No, and it doesn't help our brothers and sisters who are in need today. This must have been a problem among Christians even in the first century, because James wrote: **"What does it profit, my brethren, if someone says he has faith but does not have works? Can faith save him? If a brother or sister is naked and destitute of daily food, and one of you says to them, 'Depart in peace, be warmed and filled,' but you do not give them the things which are needed for the body, what does it profit?"** (**James 2:14-16**). We know the answer to James' question, don't we?

**(4) Paid two denarii to innkeeper and promised more money later.**

Can you see why Jesus considered this man an example of a good neighbor? He carried his **DOING GOOD** all the way to restore this man's health. Who was the winner from this experience? Obviously, the man beaten and robbed was blessed when this man came along; however, happiness and success did not begin and end with him. The real winner was the good Samaritan! The victim felt better from his wounds, but the good Samaritan felt better from his heart.

When we follow Jesus' example and "go about doing good," we will reap great joy and satisfaction. When this is followed, one feels the way a Christian should feel, and this is the greatest joy on earth. We will then learn the real meaning of Paul's statement: **"Rejoice in the Lord always. Again I will say, rejoice!"** (**Philippians 4:4**).

Therefore, those of us who are following Jesus, and who are members of His spiritual body, must imitate both His teaching and examples. We must be His hands, feet, eyes, ears, etc., as we daily go about doing good.

### **DISCUSSION QUESTIONS**

1. Is there enough compassion shown in the church today?
2. Discuss ways individuals and groups can show compassion.
3. Where does the world place the greater emphasis, on "compassion" or "passion?"



4. In light of this, discuss how each reacted and treated the injured man: the priest, the Levite, the innkeeper, the Samaritan.
5. How could Jesus show as much compassion to an individual as to a multitude?
6. Discuss the difference between “feeling” and “showing” compassion.
7. Why is the “golden rule” still the best rule to follow today?
8. Who received the greater blessing, the man robbed or the good Samaritan? Why?

# Teacher's Notes

## LESSON 2

### INTRODUCTION:

- A. Today's text is based on a statement about Jesus
  - 1. His mission to earth was to do good
  - 2. He preached, healed, fed the hungry - died for the world (**Luke 19:10**).
- B. Illustrated His work as a good Shepherd (**John 10:11**).
- C. Taught His disciples to do good
  - 1. Illustrated doing good by the actions of a good Samaritan
  - 2. Read (**Luke 10:25-37**)
- D. Let us apply these principles to our lives today:

### I. HE HAD COMPASSION.

- A. After obedience to the gospel, one must show compassion to others
  - 1. To spiritual family
  - 2. To those lost in sin
- B. The priest and Levite failed the compassion test
- C. Jesus lived compassion daily
  - 1. Toward individuals and multitudes (**Matthew 15:33-38**).
  - 2. Two blind men healed (**Matthew 20:30,34**).
  - 3. Widow of Nain (**Luke 7:13**).
- D. As Christians, we need to show more compassion.

### II. BANDAGED HIS WOUNDS AND Poured IN OIL AND WINE.

- A. Must put compassion into action like Samaritan
  - 1. Jesus did more than feel compassion toward multitude, two blind men, and widow of Nain

- B. Do we feel compassion without action toward the bereaved?
  - 1. **(Romans 12:15).**
  - 2. We should take food, visit, and follow-up in the future

**III. SET HIM ON HIS OWN ANIMAL, BROUGHT HIM TO AN INN, AND TOOK CARE OF HIM.**

- A. This Samaritan went all the way to help
  - 1. Went second mile **(Matthew 5:41).**
  - 2. He followed the golden rule **(Luke 6:31).**
- B. Do we just say: "Don't worry, things will work out?"
  - 1. Would this have helped the man beaten and robbed?
  - 2. Must put work with our wishes **(James 2:14-16).**

**IV. PAID TWO DENARII TO INNKEEPER AND PROMISED MORE MONEY LATER.**

- A. Can you see why Samaritan was a good neighbor?
  - 1. Helped him back to good health
- B. Two were blessed from this action
  - 1. Man beaten and robbed - helped him physically
  - 2. Samaritan was the real winner - helped his heart
- C. Doing good today brings joy
  - 1. **(Philippians 4:4).**
- D. To be a Christian, we must be the hands, feet, eyes, and ears of Jesus.

# MARY HAS CHOSEN

LUKE 10:42

*Seek First Things First  
Choose Sound Investments  
Never Stop Growing Spiritually*

**THAT  
GOOD PART**

# You First, Lord

## LESSON 3

***TEXT: “Mary Has Chosen That Good Part” (Luke 10:42).***

Among all the epitaphs of the Bible, this one is among the most beautiful. Most of us have a special place in our hearts for Mary and Martha because they were close, personal friends with Jesus. Our Lord did not have a home of His own (Luke 9:58), but the home of His friends was always open to Him. On this occasion when Jesus spoke this epitaph about Mary, we are told: **“And a certain woman named Martha welcomed him into her house. And she had a sister called Mary, who also sat at Jesus’ feet and heard his word”** (Luke 10:38,39). Both of these sisters (along with their brother, Lazarus) evidently had outstanding characteristics and this caused Jesus to feel a deep personal love for them. **“Now Jesus loved Martha and her sister and Lazarus”** (John 11:5). However, Mary and Martha were different in their ability to serve, but both were able to perform good works. What, then, was the real difference in their service? Martha was concerned about the immediate (physical) needs, and Mary was concerned about the eternal (spiritual) needs. This led Jesus to say: **“But one thing is needed, and Mary has chosen that good part, which will not be taken away from her”** (Luke 10:42).

Jesus seems to be saying that Martha’s work is important, but it will pass away with all other physical things, but what Mary has chosen will never be lost! Martha was not committing a sin, and the serving that she was doing, needed to be done, but her weakness was in letting the physical take priority in her life. In this lesson, let us study how you can have a balanced life today, and still choose the good part. Let us consider how you can live and conduct your life so that your epitaph can be: **“She has chosen that good part.”**

**(1) Seek First Things, First!**



Both Mary and Martha had chosen priorities for their lives, and each was anxious to carry out her roll. Martha wanted the house and the food served to this wonderful guest, just right! **“Martha, Martha, you are worried and troubled about many things”** (Luke 10:41). This seems to imply that her concern for their physical needs was not normal, but was pressing her to the point of worry and being troubled. Physical food must have had a place with Jesus, but the spiritual food was more important. **“I have food to eat of which you do not know. . . .My food is to do the will of him who sent me, and to finish his work”** (John 4:32, 34). What was Martha’s trouble? She was not seeking first things, first! The words of Jesus must have been important to Martha, but not as much (at the moment) as serving. **“But Martha was *distracted with much serving*”** (Luke 10:40). She had gotten her priorities out of place.

However, Mary had chosen the good part because she placed eternal things first. Isn’t this what Jesus taught? **“But seek first the kingdom of God and his righteousness, and all these things shall be added to you”** (Matthew 6:33). Mary probably had no intentions of completely ignoring the serving, but she evidently felt that it could come later, after sitting at the feet of Jesus to hear His words!

Now, it is easy to talk about these two sisters, and to point out the wisdom in Mary’s choice, but what about our lives today? Are we choosing “that good part” first in our lives? Some ladies (and men) will not accept a Bible class teaching assignment because it would interfere with their many physical activities. Some run from work assignments that need to be carried out in the work of the church because of putting physical things first. When a call is made to help prepare the communion, prepare food for the sick or bereaved, deliver gift baskets to the shut-ins, or any other needed work, these say to themselves, “I just really don’t have the time. Someone else will do it.” Every Christian woman in the church must decide daily whether they will choose to be a “Mary” or a “Martha!”

What is the ideal situation for a Christian woman? The ideal is to put Christ first, and then serve. Jesus was not suggesting that Mary neglect her responsibilities as a homemaker, nor was He suggesting that Martha should neglect serving! His message seemed to be the same principle that He had spoken to the devil during His temptations. **“Man shall not live by *bread alone*, but by every word that proceeds from the mouth of God”** (Matthew 4:4). This is still His message to all Christians today. Why not try putting the church first in your life? Don’t you believe that you can do this and still have time to carry out your responsibilities to your family? It is believed by this author that when you follow Mary’s example, that your physical serving will have even a deeper meaning!

## (2) Choose Sound Investments.

Many times the difference between those who have become financially rich or poor has depended on their wise investments. The right investments bring wealth, and the wrong ones cause bankruptcy, and this same principle applies to our souls. Jesus taught that those who invest **ONLY** in material things will lose all, but those who invest in heaven will never lose (**Matthew 6:19,20**). Martha's investment of physical things was temporary, but He said of her sister: "**Mary has chosen that good part, which will not be taken away from her**" (**Luke 10:42**).

The apostle Paul chose the spiritual as his investment. He was perhaps the most persecuted Christian of all preachers of the gospel. The physical things of life were against him, but this did not stop him from serving. Even though he was often in tribulations, in need, in distress, in labors, in sleeplessness, and without food (**2 Corinthians 6:4,5**), he met these times of pain by recognizing that he would receive a crown of righteousness (**2 Timothy 4:8**). Paul had **SO LITTLE** on earth, but **SO MUCH** invested in heaven!

Why are heavenly investments sound compared to those of the earth? In a matter of seconds—the stopping of our hearts—our earthly treasures are gone forever! The earthly possessions, left behind, will purchase a big expensive funeral service for our friends and loved ones to attend, but we won't even be present to see it.

The successful farmer who had such great plans here on earth for his future, lost them forever in one night. "**But God said to him, 'You fool! This night your soul will be required of you; then whose will those things be which you have provided?'**" (**Luke 12:20**). His investments had been **ONLY** of the earth, and he lost them all. Keep in mind that all physical things are headed for destruction. Peter wrote: "**Both the earth and the works that are in it will be burned up**" (**2 Peter 3:10**). The things of the earth do not seem to be a sound investment, do they?

How long has it been since you thought on your investments? Are you putting too much emphasis on earthly things? This is not to say that earthly investments are wrong when properly used, because the word of God teaches that we are to work, earn money, provide for our families, and help the needy (**1 Timothy 5:8; Ephesians 4:28**). The virtuous woman, so highly praised in **Proverbs 31**, was involved in all kinds of activities to earn money so that she could provide for her family and others, but this did not stop her from serving God. The point for all of us to learn is **TO NOT NEGLECT** our heavenly investments that will last when this life is over. This is why Mary was complimented by the Lord—her investments would outlast those of Martha.

### (3) Never Stop Growing Spiritually.

Did Mary's choosing the good part make her spiritually strong? Did the words of Jesus, that she longed to hear, cause her to grow spiritually? Yes, because her spiritual growth is shown on another occasion, when Jesus made a return visit, six days before the Passover, to this home in Bethany. This must have been a time of sweet celebration because Lazarus had been raised from the dead and was seated at the supper table. Once again, we see these two sisters carrying out their choices in life. **"There they made him a supper; and Martha served, (John 12:2),** and what about Mary? **"Then Mary took a pound of very costly oil of spikenard, anointed the feet of Jesus, and wiped his feet with her hair. And the house was filled with the fragrance of the oil" (John 12:3).** Because Judas was a thief, he questioned Mary's actions. **"Then Jesus said, 'Let her alone; she has kept this for the day of my burial'" (John 12:7).** Mary's spiritual maturity led her to have a part in the burial of the Son of God who died for the sins of the world.

How long has it been since you checked your spiritual growth chart? Are you really growing as a Christian? If you are devoting most of your time (like Martha) to physical things, you will never grow. You need the proper balance in your life, and as we have already learned in this lesson, don't neglect your physical duties as a homemaker, neither should you get so concerned in these that you do not take time for the Lord.

Make sure that Jesus (and His way of life) is number one in your home. Your children and grandchildren need all the spiritual encouragement that you can give them. If they can see that you are like Mary, choosing the good part, the word of God, then they will see the real importance of seeking Jesus. Those who are remembered **ONLY** for their physical concern will soon be forgotten, but those who are remembered for seeking the spiritual first and then the physical will live on in the lives of their loved ones even after they are gone!

Therefore, let Mary's epitaph be yours! Don't allow a day to pass without spending some time sitting at the feet of Jesus and studying His word. Then arise from your study and allow His words to influence the actions of your life, and you will truly have chosen **"that good part, which will not be taken away."** (Luke 10:42).

### DISCUSSION QUESTIONS

1. Why was Mary, Martha, and Lazarus so special to Jesus?
2. Discuss Mary and Martha's priorities.

3. Give some ways that many today put physical things first.
4. Can you illustrate how one can be like Mary today?
5. Why should greater emphasis be placed on spiritual investments?
6. Explain why the successful farmer was called a fool by the Lord.
7. Can you prove that the love for the words of Jesus caused Mary to grow spiritually?
8. How can Christians check their spiritual growth today?

# Teacher's Notes

## LESSON 3

### INTRODUCTION:

- A. This saying about Mary is among the most beautiful
  - B. Mary and Martha were close personal friends to Jesus
    - 1. Jesus had no home (**Luke 9:58**).
    - 2. Visited their home (**Luke 10:38,39**)
    - 3. Expressed love for Mary, Martha, and Lazarus (**John 11:5**).
  - C. Mary and Martha were different in their works
    - 1. Martha was concerned about the immediate (physical)
    - 2. Mary was concerned about the eternal (spiritual)
    - 3. Jesus compared them (**Luke 10:42**).
    - 4. Martha was not sinning, but allowed physical to take priority
  - D. Wish now to study how you can have a balanced life:
- I. SEEK FIRST THINGS, FIRST!**
- A. Both women carrying out the priorities of their life
    - 1. Martha was TOO anxious about the house (**Luke 10:41**).
    - 2. Physical food important to Jesus, but not as spiritual food (**John 4:32,34**).
    - 3. Thus, Martha was not seeking first things, first
    - 4. “**But Martha was *distracted with much serving*** (**Luke 10:40**).
  - B. Mary was praised because she placed eternal things first
    - 1. (**Matthew 6:33**).
    - 2. Mary may have felt that serving could come later
  - C. How about our priorities today? How do we compare?

1. Some won't teach, accept work assignments, prepare communion, food for sick, and deliver baskets to shut-ins
  2. Let someone else do it, I don't have time!
  3. You must choose whether you are a Mary or a Martha
- D. What is the ideal situation? Christ first, then serve!
1. Jesus was saying what He said to devil (**Matthew 4:4**).
- E. His message is the same to us today
1. Put Him first, and you can still have time for physical things

## II. CHOOSE SOUND INVESTMENTS

- A. Rich or poor depends on sound investments
1. The same is true with the soul (**Matthew 6:19,20**).
  2. Martha's investment emphasized the physical
  3. Mary's investment emphasized the eternal (**Luke 10:42**).
- B. The apostle Paul chose the spiritual investment
1. All physical difficulties (**2 Corinthians 6:4,5**) could not stop him, he had eyes on crown (**2 Timothy 4:8**).
  2. Paul had so little invested on earth, but so much in heaven
- C. Why are heavenly investments sound compared to earthly?
1. The stopping of the heart. . .earthly is over
  2. What is left behind will purchase **ONLY** an expensive funeral
  3. The successful farmer learned this (**Luke 12:20**).
  4. All physical things are headed for destruction (**2 Peter 3:10**).
- D. How long has it been since you thought on your investments?
1. Earthly investments are not wrong in and of themselves
  2. Many good needs (**1 Timothy 5:8; Ephesians 4:28**).
  3. Worthy woman praised for ability to earn money (**Proverbs 31**).
- E. Lesson to learn, don't neglect God for the physical

## III. NEVER STOP GROWING SPIRITUALLY.

- A. Did Mary's choice cause her to grow stronger spiritually?
1. Supper for Jesus - Martha served (**John 12:2**).
  2. Mary anointed feet of Jesus (**John 12:3**).
  3. This was an anointing for His burial (**John 12:7**).
- B. How long has it been since you checked your spiritual growth chart?

1. Where are you placing the emphasis?
  2. Be sure that Jesus is Number One in your life!
  3. Never neglect the study of God's word
  4. If you are remembered ONLY for the physical - soon forgotten
  5. If remembered for the spiritual - you will live on in the lives of others
- C. Therefore, let Mary's first choice be yours
1. Don't let a day pass without spending time with Jesus
- D. Then you too will have chosen **“that good part, which will not be taken away” (Luke 10:42).**

**FULL  
OF  
GOOD  
WORKS**



**VISIT THE SICK  
PREPARE FOOD  
HOUSE CHORES  
SHOPPING  
READ TO ELDERLY  
TEACH THE WORD  
SERVE NEEDY  
TRANSPORTATION  
GIFT BASKETS**

**ACTS 9:36**



# A Needle for the Needy

## LESSON 4

**TEXT: “Full Of Good Works” (Acts 9:36)**

This statement was said about a fine Christian lady named Dorcas who was raised from the dead by the apostle Peter. She lived in Joppa and spent her time in doing good and performing charitable deeds. Her ability was sewing, and at her death she left behind tunics and garments which she had made. Peter was able to raise her from the dead, and her good works have influenced (especially Christian women) for many centuries.

Who motivated this lady to be full of good works? She is introduced by Luke as “**a certain disciple named Tabitha, which is translated Dorcas**” (Acts 9:36a). She had learned these good works from being taught about Jesus. The example of Jesus going about doing good had evidently motivated Dorcas to be full of good works, and the same must be true in our lives today. Those who follow Jesus and who serve as members of His spiritual body must follow His example. As His hands, feet, eyes, ears, etc., we must be *full of good works*.

When Paul wrote the churches of Galatia, they had become vulnerable to the Judaizing teachers. Some were giving up their liberty in Christ and becoming entangled again with a yoke of bondage (Galatians 5:1). Among other things, Paul called upon them to hold on to doing good. “**And let us not grow weary while doing good, for in due season we shall reap if we do not lose heart**” (Galatians 6:9). Upon whom was this *good* to be performed? “**Therefore, as we have opportunity, let us do good to all, especially to those who are of the household of faith**” (Galatians 6:10).

Are good works missing in our lives as Christians today? Are we caught up in this fast moving, technological society to the point that we don't take time to perform good works? Dorcas was full of good works because she followed Jesus and went about doing good. She pursued this way of life, and we must do the same. Doing good works

must be planned, because if we wait for opportunities to come to us, they may never come. Thus, doing good works must become a way of life for us! Even though we are involved in many busy activities, performing good works can and must be incorporated into our lives.

What are some of the good works that ladies can do? Let us now study carefully some of these good works:

**(1) Visit the sick and shut-ins in hospitals, homes, and nursing homes.**

This activity *should be planned* or the weeks will pass by and many will feel neglected. When possible, set aside a particular day and use that for visitation. You may visit alone, with another lady, and in some cases it is best to visit with your husband. Even though most of your visitation can be planned, there will be other visits that come unexpectedly. However, if you are full of this good work, you will be successful in your efforts. Some of your good works in visitation can be accomplished by being involved in a visitation program with your husband and other members of the church. This will open doors for visitation that you might not know about through your personally planned work.

Jesus taught that when you show concern toward the least of His brethren, you are showing concern for Him (**Matthew 25:40**).

**(2) Prepare food for special occasions.**

Using your skills for cooking can open doors of opportunities to show good works. There are times when families have lost loved ones in death that food is needed. However, there is more to a dish of food (on an occasion like this) than its food value, because it represents a way of showing that you care and that you want to share their grief. Many have said to me over the years, "There is no way I can express how I felt when the ladies of the church brought in all that delicious food. It really helped me through a difficult time in my life."

A dish of food can also mean a lot to someone who is ill, and especially so, if the cook for the family is ill. It doesn't have to be fancy. Perhaps a pot of stew, a casserole, soup, or similar type dishes will help during this time of need.

The woman who is full of good works will try to be aware of those who are extremely depressed, and there are many signs to let her know. It can come after long illnesses, during periods of bereavement, after a miscarriage, during marital and family problems, and because of financial burdens.

In some cases, food can be shared with a family that is extremely poor. However, one must not (in most cases) let the one receiving, feel that they are being helped because of their poverty. It can be given as a "thinking of you" dish, and therefore, serve as a dual purpose.

Should you find a family that is poor and desiring more help than you are able to give, this should be brought to the attention of the elders and deacons.

When full of good works, your cooking skills can be used to welcome a new family to the community. (For example, when we moved to central Louisiana, a next door neighbor (that we had never met) brought us a “pot roast” on moving day. Not only was the food enjoyed, but this act of kindness made us become close neighbors). This can also help promote church growth, and make favorable impressions for those who are looking for a congregation in which to work and serve.

### **(3) House chores for the ill and needy.**

The simple daily chores seem routine when one has good health, but due to illness, such may become a mountain. When visiting the sick, why not look for opportunities to be of service? Ask to help in such a way that they know you mean it. Don't ask: “I don't guess you have anything for me to do, do you?” This will always bring a negative response. Rather, ask: “Would you mind if I help out a little around the house since you are ill?” In most cases this is truly appreciated. Don't jump in and do “spring house cleaning,” but look after the essential things that are needed to keep the family going. As a woman, you know from keeping your own home what is needed.

Pure religion, as defined by James, involves lending a helping hand to relieve problems. **“Pure and undefiled religion before God and the Father is this: to visit orphans and widows in their trouble, and to keep oneself unspotted from the world” (James 1:27).** Wouldn't this principle apply (in addition to widows and orphans) to all who are in need?

### **(4) Grocery shopping for the shut-ins.**

When one is full of good works like Dorcas, she may find opportunities to grocery shop for the shut-ins. This is especially needful when the one who is sick or shut-in does not have a family to assist them. Yes, this does require time, but it can be so helpful to those in need. In some cases they may be able to prepare their food, but cannot drive their car to the store. You will feel good because you have been able to render a needed service.

### **(5) Reading to the elderly, the ill, etc.**

Once each week, you might like to read the Bible, tracts, or other devotional materials to those who are ill. For a change, you may wish to read poetry or from books designed to bring sunshine. A few moments while you visit, spent in reading, may help that person face a difficult day. There is great therapy for those whom you help in this

good work. In addition to the materials read, the person also will enjoy your presence and concern.

#### **(6) Teaching the word of God to a lost soul.**

As you go about showing good works, this should be your number one goal. Look for opportunities (while serving in all areas of doing good) to teach the gospel. In your various conversations, a Bible question may be asked, and this will open the door for you to teach. Look for opportunities to leave good tracts, taped sermons, spiritual newspaper articles (when available), and remind them of any radio or television programs that teach the gospel. Some confinements afford more time and opportunities to study God's word.

#### **(7) Help with sewing for the needy.**

This is the way mentioned that caused Dorcas to be full of good works—she used her needle! You might think, "I can't take in sewing for others!" This is true, but in this context, we are talking about sewing for the needy. When you are full of good works, you will be able to know when your services are needed.

Some use their needles for making book markers, cross stitching favorite Bible verses, or creating small remembrances to encourage those who need cheering. If sewing is your skill, you can find ways to do good works.

#### **(8) Provide transportation to doctors, hospitals and worship when needed**

There are so many in our city or community who do not have transportation. This is especially true of elderly people who can no longer drive. Then there are others who are in poverty to the point that they cannot buy and maintain an automobile. Also, you might wish to furnish transportation for children whose parents will not bring them to Bible classes and worship. Getting involved in this requires time, patience, and money, but it is a good work. It represents another way that Christians can show their good works.

#### **(9) Help prepare small gift baskets for those who are sick or shut-in.**

This can be done on an individual basis or with a group of other ladies. When done as a group or class, three important blessings are received. First of all, you help bring a little sunshine into someone's life at a time when they need it most. Secondly, you draw spiritual strength from working and fellowshiping with other sisters in Christ. In the third place, you are blessed when you deliver these gifts and visit briefly with those in need of encouragement.

This list of nine ways to help represents only a partial list of things that you can do to be full of good works. Why not make this example, from the life of Dorcas, a part of your life? Then when others observe your life they can say: "There is a Christian woman who is Full of Good Works!"

### DISCUSSION QUESTIONS

1. Why was Dorcas such a wonderful lady?
2. Explain why good works are often neglected today.
3. Why should visitation be planned?
4. Is food one way to reach the hearts of the needy, as well as sustaining their bodies?
5. Are those in poverty the only ones who need food shared?
6. How can sharing one's cooking skills help the church to grow?
7. What is meant by "**visiting widows and orphans in their trouble**" (James 1:27)?
8. What are some of the values that come from reading to the shut-ins?
9. Why is teaching the word to lost souls the most important good work?
10. Discuss the value of using one's needle for the needy.
11. Is transportation to doctors (for the ill) important?
12. List some advantages that come from preparing and delivering gift baskets.

# Teacher's Notes

## LESSON 4

### INTRODUCTION:

- A. Introduce Dorcas
  - B. What motivated this lady?
    - 1. She was a disciple of the Lord (**Acts 9:36a**).
    - 2. We must follow Christ's example today
  - C. Paul wrote the churches of Galatia
    - 1. Not to grow weary of doing good (**Galatians 6:9**).
    - 2. To do good to all, etc. (**Galatians 6:10**).
  - D. Do we have time for good works today?
    - 1. We must plan to do good works
    - 2. This must be a way of life
  - E. Consider the following good works:
- I. VISIT THE SICK AND SHUT-INS IN HOSPITALS, HOMES, AND NURSING HOMES.**
- A. Important to plan your times of visitation
    - 1. Plan a day to go alone or with another
    - 2. Look also for unexpected opportunities to visit
  - B. Being a part of the visitation program of the church is important
    - 1. Can team up with husband (if married)
    - 2. Will also open additional doors for visitation
  - C. Jesus taught when you show concern for the least of His brethren, you show concern for Him (**Matthew 25:40**).
- II. PREPARE FOOD FOR SPECIAL OCCASIONS.**
- A. Skills for cooking can open doors of opportunity for good works

1. Bereaved families - can give food and concern
  2. May encourage those unfaithful to be restored
- B. Can help those who are ill
1. Especially if it is the cook of a family
  2. Pot of stew, casserole, soup, etc. will help
- C. Can help those who are depressed
1. From long illnesses, bereavement, after miscarriage, due to marital and family problems, or financial burdens
- D. Can help the extremely poor
1. Handle with care: “thinking of you” dish
  2. If you find family needs beyond your ability, report to leaders of the church
- E. Can welcome new families to community or church
1. Example: Neighbor bringing “pot roast”

## **II. USE YOUR SKILLS FOR HOUSE CHORES FOR THE ILL AND NEEDY**

- A. Visit with a purpose to help
1. Ask to help positively, not negatively
  2. Do only essentials, not “spring house cleaning”
  3. Practice pure religion (**James 1:27**).
- B. Do grocery shopping for the shut-ins
1. Especially essential for those without families

## **III. USING YOUR MIND FOR THE LORD.**

- A. Reading to the elderly, the ill, etc.
1. May choose the Bible, tracts, or devotional material
  2. Some love poetry
- B. This can help the lonely and ill face a difficult day
1. This is good therapy for you and the lonely
  2. This serves a dual purpose
- C. Teaching the word of God to a lost soul
1. This should be your number one goal
  2. Bible questions can open doors to teach
  3. Can leave good tracts, taped sermons, spiritual newspaper articles
  4. Remind them of radio and TV spiritual programs

## **IV. USING YOUR NEEDLE FOR THE LORD.**

- A. Help with sewing for the needy

1. This was the way Dorcas was full of good works
- B. Can't take in sewing, but can sew for the needy
- C. Can make book marks, cross stitch Bible verses - remembrances

**V. USING YOUR CAR FOR THE LORD.**


- A. Provide transportation to doctors, hospitals and worship
  1. Many in all cities who do not have transportation
  2. True with elderly people who can't drive
  3. Some in poverty and can't buy a car
- B. Provide transportation for children whose parents will not bring them to Bible class and worship
  1. Requires time and effort, but pays great dividends

**VI. HELP PREPARE SMALL GIFT BASKETS FOR THE SICK AND SHUT-INS.**

- A. Excellent work for individuals or ladies' group
- B. Three important blessings received:
  1. Brings sunshine to those who need it
  2. Receive personal spiritual strength from Christian fellowship
  3. Blessed when you visit and deliver baskets
- C. There are many other ways you can be involved in good works
  1. Hopefully, these will get you involved
  2. Let Dorcas show you the way to be full of good works!



# A GOOD MAN . . . . FULL OF



ACTS 11:24

JOY  
LOVE PEACE  
LONGSUFFERING  
KINDNESS  
FAITHFULNESS  
MEEKNESS  
SELF-CONTROL

# Full of God

## LESSON 5

**TEXT:** *“A Good man, full of the Holy Spirit and of faith” (Acts 11:24)*

The verse before us for study was given to a man named Barnabas. Even his name translates “Son of Encouragement” (Acts 4:36), and we are first introduced to him as a man involved in a good work. He sold his land, **“And bought the money and laid it at the apostles’ feet”** (Acts 4:37). After the church began in Jerusalem, a great multitude did not return home and there was a need to give them help. Barnabas, being a good man, sacrificed so that others could be helped.

Sometime after Paul’s conversion, he was still having problems of being accepted by the church since he had been such a fearful enemy. However, Barnabas stepped forward and verified his conversion to the apostles (Acts 9:27). Later when the need arose in Antioch of Syria to send out missionaries, Barnabas chose Paul and went to Tarsus to seek his help (Acts 11:25,26). Both of these men accomplished great things in their mission efforts for the spread of the kingdom.

In addition to calling him a “good man,” the text says that he was **“full of the Holy Spirit.”** Barnabas lived in the time that the twelve apostles had received a baptismal measure of the Holy Spirit (Acts 2:1-4; 10:44-46; 11:15), and could lay their hands on others so that they could receive the Spirit (Acts 8:14-17; 19:6). Barnabas was not one of the twelve apostles; however, in a general sense he was called an apostle (Acts 14:14). Therefore, he was full of the Holy Spirit in a miraculous way.

Today, we do not receive the Holy Spirit in the same way as the twelve apostles and Barnabas, but He still has a way of dwelling in Christians today. The New Testament records that He dwells in Christians (Acts 5:32; Romans 8:9-11; 1 Corinthians 3:16; 1 Thessalonians 4:8; Ephesians 1:13). However, controversies arise when the question is asked, “How does the Holy Spirit dwell in a Christian to-

day?" Perhaps we have placed emphasis in the wrong place. The real importance seems to be *THAT HE DWELLS* rather than *HOW HE DWELLS*. Therefore, whether God chooses for Him to dwell through the word and also apart from the word, or *ONLY* through the word, it is most important that He dwells. Like Barnabas, we need to be full of the Holy Spirit on God's terms.

How can we know for sure that the Holy Spirit is dwelling in us as Christians? There is only one biblical test given to determine this! If the Holy Spirit is in us, we will bear the fruit of the Spirit, "**love, joy, peace, longsuffering, kindness, goodness, faithfulness, gentleness, self-control**" (Galatians 5:22,23). Where do we learn how to bear the fruit of the Spirit? From the word of God, given to us by holy men of God who "**spoke as they were moved by the Holy Spirit**" (2 Peter 1:21). Thus, scripture is: "**given by inspiration of God, and is profitable for doctrine, for reproof, for correction, for instruction in righteousness, that the man of God may be complete, thoroughly equipped for every good work**" (2 Timothy 3:16,17).

Therefore, won't you agree that the more we fill our hearts and minds with the "Spirit-given" word of God, the fuller we will be of the Holy Spirit, and the more fruit of the Spirit we will bear? Let us inspect the fruit we will bear when, like Barnabas, we are full of the Holy Spirit.

### (1) LOVE

It is not a coincidence that Paul places love first on the list, because without it, all the other principles mentioned would fail (1 Corinthians 13:1-3). Of all the virtues mentioned as fruit of the Spirit, including faith and hope, Paul says: "**the greatest of these is love**" (1 Corinthians 13:13). Love is the mainspring in our lives that keeps us ticking for Christ. Since God is love (1 John 4:8), and love brought salvation through Christ (John 3:16), we are motivated to show love in our daily lives and in Paul's words: "**through love serve one another**" (Galatians 5:13). When we are full of the Holy Spirit through study and meditation of the word, we will love God supremely and our neighbor as ourselves (Matthew 22:37-39).

### (2) JOY

"Joy" and "rejoice" were favorite words of the apostle Paul, and he described the kingdom of God as: "**righteousness and peace and joy in the Holy Spirit**" (Romans 14:17). This great apostle believed that Christians should "**Rejoice in the Lord always. Again I say, rejoice!**" (Philippians 4:4). Does someone say, "Some have things to rejoice over, and others don't!" Where was Paul when he said rejoice? In prison! The joy that comes from being "full of the Holy Spirit" does

not depend on external circumstances, but rather, this kind of joy comes from inside the heart.

Do you have this joy as a Christian? Can those watching your life see the radiance of joy? Joy that comes from God is the only kind that will last. The devil tempts us to believe that joy can be found in sin, but he neglects to tell us that sin has a stinger. A little boy wanted to pick up a yellow jacket wasp, but his mother said, "No, don't touch that." He insisted, "But, Mommie, it's pretty." "Yes," replied his mother, "but it has a stinger in it!" True and lasting joy must come from within as a part of the fruit of the Spirit.

### (3) PEACE

Peace is among the most beautiful words of the Bible and is needed by all; however, only those who are full of the Holy Spirit and bearing His fruit can find it. Only those who have been justified by faith through our Lord Jesus Christ can have peace (**Romans 5:1**). The world is continually offering peace at a cheap and reduced price, but it is temporary because the world separates one from the love of the Father (**1 John 2:15**). Even the prophets of the Old Testament continually pointed Israel to God for this peace, but they were often spiritually blind. Isaiah foretold the coming of the one who would bring peace: **"For unto us a Child is born, unto us a Son is given; and the government will be upon his shoulder. And his name will be called Wonderful, Counselor, Mighty God, Everlasting Father, Prince of Peace"** (**Isaiah 9:6**). Centuries later, Paul told the Jews and Gentiles that **"He (Jesus) himself is our peace"** (**Ephesians 2:14**).

Do our friends, neighbors, and associates see by our lives and countenance that we have this peace? Do we have this peace from God **"which surpasses all understanding"** (**Philippians 4:7**), in our hearts? If we are full of the Holy Spirit, we do!

### (4) LONGSUFFERING

Those who are full of the Holy Spirit are able to suffer long. Those of the world become bitter, full of hate, and even commit murder, but the Christian has the power from God's word and Christ's example to suffer long. One may search diligently for a great example of longsuffering, but none can be found greater than God. The human race has provoked, rebelled, disobeyed, and has even turned to false gods, but the Lord's patience continues to wait. **"The Lord is not slack concerning his promise, as some count slackness, but is longsuffering toward us, not willing that any should perish but that all should come to repentance"** (**2 Peter 3:9**).

Since the Lord is longsuffering with us, shouldn't we be the same with one another? To bear this fruit, one must fill himself with the Spirit through the word. One must grow year by year from a steady

diet of the Spirit's words. How long has it been since you studied the book of Job? Have you developed all the longsuffering that you need?

#### (5) KINDNESS - GOODNESS

Another part of the fruit of the Spirit is kindness (gentleness). Barnabas must have been kind and gentle toward his brethren in Christ, because he shared his possessions. Have you not seen those who claimed to be Christians, and yet they were arrogant, rude and without love toward their brethren? John writes: **“But whoever has this world’s goods, and sees his brother in need, and shuts up his heart from him, how does the love of God abide in him?”** (1 John 3:17). Kindness is a virtue that must be shown. One may talk the need for kindness to death, but does he or she *show* it? Paul didn’t just write about kindness, but he admonished his brethren to: **“be kind to one another, tenderhearted, forgiving one another, just as God in Christ also forgave you”** (Ephesians 4:32).

#### (6) FAITHFULNESS

When a child of God is full of the Spirit and bearing fruit, he will be faithful. One way to define faithfulness is “full of faith to the end.” Salvation is not promised to those who quit and return to the world. Sin may cause one to stumble and fall, but if seeking faithfulness, he will get up and try again. Jesus called upon one of the churches of Asia to **“Be faithful until death, and I will give you the crown of life”** (Revelation 2:10). Paul encouraged the Galatian churches not to **“grow weary while doing good,”** and he admonished the church at Corinth to **“Be steadfast, immovable, always abounding in the work of the Lord”** (1 Corinthians 15:58).

Those who are bearing the fruit of the Spirit will be faithful in all things. Yes, attending all services possible, but even more—faithful in their living, giving, thoughts, attitudes, and service to Christ. These are the ones who will hear the Lord say, **“Well done, good and faithful servant”** (Matthew 25:14-30). Remember, you need to be faithful, and the church depends on the **faithful!**

#### (7) MEEKNESS

How did Jesus feel about meekness? **“Blessed are the meek, for they shall inherit the earth”** (Matthew 5:5). How can one say that I am full of the Spirit and bearing the fruit of the Spirit when full of pride and haughtiness? Many mistakenly associate meekness with weakness or an inferiority complex. This is so far from the truth! Jesus was the meekest one to ever walk upon earth, and yet He was the strongest! Therefore, meekness is “power under control.” From the standpoint of the flesh, it is easier to lose one’s temper and strike back when wronged, but it takes power and strength to keep control.

Even when we are restoring a weak brother who has been overtaken, it should be done with a spirit of meekness (**Galatians 6:1**).

When Paul made a plea to the church at Corinth, he said, **“I am pleading with you by the meekness and gentleness of Christ”** (**2 Corinthians 10:1**). How can we claim to bear the fruit of the Spirit without meekness? How is your meekness? Have you let yourself go to the point that you think too highly of yourself? (**Romans 12:3,4**) The apostle Peter calls upon wives to show beauty from within rather than outward adorning. **“but let it be the hidden person of the heart, with the incorruptible ornament of a gentle and quiet spirit, which is very precious in the sight of God”** (**1 Peter 3:4**). Why not make a “meekness checkup?”

### (8) SELF-CONTROL

Those who are bearing the fruit of the Spirit are practicing self-control, and this is one of our most difficult assignments. In fact, there are those who can control everything except themselves. How can we expect to follow Jesus until we are able to control self? Do you suppose this is why Jesus made denying self a prerequisite of following Him? (**Matthew 16:24**).

Paul describes a great war that is raging between the fleshly and the spiritual (**Romans 7:14-25**). One must have self under control to the point that he can turn to Christ for the victory. Those without self-control simply join the enemy - the flesh, but those who are bearing the fruit of the Spirit will work to keep body, habits, appetites, and tongues under control. Remember, when self gets loose, great harm is done.

These are some of the things that will be seen in our lives when we seek to be full of the Spirit through the word, and bear fruit for the Lord. Please make a point to look at your life in view of these and sincerely ask, could “full of the Holy Spirit” be applied to my life as I live for eternity?

### DISCUSSION QUESTIONS

1. Discuss the friendship of Paul and Barnabas.
2. In what sense was Barnabas an apostle (**Acts 14:14**).
3. How does God dwell in a Christian today?
4. Discuss why Paul spoke of “love” as being the greatest.
5. In what way did Jesus bring peace? A sword?

6. How long should a Christian practice longsuffering?
7. What is your concept of “faithfulness”?
8. Is it possible to be meek in today’s society?
9. In what areas is one to practice self-control?
10. How important is self-control?
11. Discuss how Christian women can become “*full*” of the Holy Spirit!

# Teacher's Notes

## LESSON 5

### INTRODUCTION:

- A. Our text today was said about Barnabas
  - 1. "A good man, full of the Holy Spirit and of faith" (Acts 11:24).
  - 2. His name means: "Son of Encouragement" (Acts 4:36).
  - 3. Sold his land, shared with others (Acts 4:37).
- B. Helped Paul be accepted (Acts 9:27).
  - 1. Sought Paul to help preach the word (Acts 11:25,26).
- C. He was full of the Holy Spirit
  - 1. Lived in time of baptismal measure of apostles
  - 2. (Acts 2:1-4; 10:44-46; 11:15).
  - 3. Barnabas was called an apostle (Acts 14:14), but in general sense - not one in the twelve
- D. Do not receive Holy Spirit in same way as Barnabas and the twelve
  - 1. Holy Spirit still dwells in Christians
  - 2. (Acts 5:32; Romans 8:9-11; 1 Corinthians 3:16; 6:19; 1 Thessalonians 4:8; Ephesians 1:13).
  - 3. Dwells for sure by the word
  - 4. More important THAT HE DWELLS than HOW He dwells
  - 5. One God's terms, we need Him to dwell
- I. HOW CAN WE KNOW THAT THE HOLY SPIRIT IS IN US?
  - A. Test to see if the fruit is in us (Galatians 5:22,23).
  - B. We learn how to bear the fruit of the Spirit from word of God



- C. Holy Spirit directed holy men to write (**2 Peter 1:21**).
- D. All scripture is given by the inspiration of God (**2 Timothy 3:16,17**).
  - 1. The more Word in heart, the more we have Holy Spirit
  - 2. Also, will bear more fruit

## II. WHAT MAKES UP THE FRUIT OF THE SPIRIT?

### A. Love

- 1. Paul purposefully listed love first (**1 Corinthians 13:13**).
- 2. Without love, all other principles would fail
- 3. Love is mainspring that keeps us ticking for Christ
- 4. God is love (**1 John 4:8**).
- 5. Love brought salvation (**John 3:16**).
- 6. Must serve through love (**Galatians 5:13**).
- 7. Love involves the first and second commandment (**Matthew 22:37-39**).

### B. Joy

- 1. "Joy" and "rejoice" favorite words of apostle Paul
- 2. Thought of "joy" and kingdom (**Romans 14:17**).
- 3. Asked Christians to rejoice always (**Philippians 4:4**).
- 4. He rejoiced even in prison - doesn't depend on external
- 5. Do you radiate "joy" as a Christian?
- 6. Sin offers a temporary joy (Example: boy and wasp).
- 7. Lasting joy must come from within!

### C. Peace

- 1. Peace is among the most beautiful words of Bible
- 2. Must be full of Holy Spirit to find it
- 3. Must be justified through faith (**Romans 5:1**).
- 4. World can't offer lasting peace (**1 John 2:15**).
- 5. Isaiah foretold this peace (**Isaiah 9:6**).
- 6. Jesus fulfilled this: "He (Jesus) himself is our peace" (**Ephesians 2:14**).
- 7. Do we have this peace "which passes all understanding?" (**Philippians 4:7**).

### D. Longsuffering

- 1. If full of Holy Spirit, can suffer long
- 2. World becomes bitter, full of hate, and murder
- 3. Christians are taught to be like Jesus and suffer long!
- 4. God has suffered long in all ages (**2 Peter 3:9**).
- 5. We need longsuffering from God, shouldn't we suffer with others?
- 6. To do so, must have a daily diet of the Spirit's word

7. For an example from Old Testament, look at Job

**E. Faithfulness**

1. When full of Holy Spirit, a child of God will be faithful
2. Defined: "full of faith to the end"
3. Salvation not promised to those who quit
4. May fall, but must get up!
5. Faithful until death (**Revelation 2:10**).
6. Don't grow weary (**Galatians 6:9**).
7. Be steadfast to the end (**1 Corinthians 15:58**).
8. Faithful in: Attendance, living, giving, thoughts, attitudes, and service to Christ
9. Long to hear: "**well done, good and faithful servant**" (**Matthew 25:14-30**).

**F. Meekness**

1. Jesus blessed the meek (**Matthew 5:5**).
2. Can't be full of Holy Spirit with pride and haughtiness
3. Jesus was the meekest and strongest
4. Meekness: "power under control"
5. Must restore a weak brother with meekness (**Galatians 6:1**).
6. Christ meek and gentle (**2 Corinthians 10:1**).
7. Refuse to think too highly of self (**Romans 12:3,4**).

**G. Self-control**

1. Will practice self-control if bearing fruit of Spirit
2. Can't follow Jesus with self out of control
3. Must deny self to follow Him (**Matthew 16:24**).
4. Win war over flesh if turn from self to Christ (**Romans 7:14-25**).


**CONCLUSION:**

- A. These things will be seen in our lives if we are full of the Holy Spirit through the word
1. This is the only way to live for eternity!

# Walked With

Genesis 5:24

- ▶ **MUST BE GOD'S FRIEND**
- ▶ **MUST CHOOSE PATHWAY OF RIGHTEOUSNESS**
- ▶ **MUST AVOID EVIL**
- ▶ **MUST WALK BY FAITH**



# ENOCH

# Everlasting Friendship

## LESSON 6

**TEXT:** *“Walked With God” (Genesis 5:24).*

Perhaps you immediately recognize these three words as the epitaph of Enoch, a colorful character of the Old Testament. Very little is said in the Bible about this man, but what IS said, is very forceful. In fact, he is one of the two men mentioned in the Bible who did not experience physical death: **“And Enoch walked with God: and he was not, for God took him” (Genesis 5:24).** Later in the New Testament, the Hebrew writer refers to this man as a man of faith: **“By faith Enoch was translated so that he did not see death, ‘and was not found because God had translated him’; for before his translation he had this testimony, that he pleased God” (Hebrews 11:5).** What a man this must have been, and what a beautiful record he left for all Christians to follow!

As we seek to learn lessons from him, let us study what it means to “walk with God.” Before one can walk with God, certain conditions must be present.

### **(1) Must Be God’s Friend.**

Before you can walk with God, you must be His friend. The Garden of Eden must have been the most beautiful place in all creation because God was the designer and landscape artist. This earthly paradise was decorated with every kind of tree **“that is pleasant to the sight and good for food” (Genesis 2:9),** but this was not the garden’s greatest beauty! The most beautiful thing of all was the presence of God walking in the garden, and there must have been such a happy closeness with God as Adam and Eve daily walked with Him. However, after sin was committed, His presence in the garden was frightening to this first couple! **“And they heard the sound of the Lord God walking in the garden in the cool of the day, and Adam and his wife hid themselves from the presence of the Lord God**

among the trees of the garden” (Genesis 3:8). Why the fear? Because SIN had broken their friendship with God. They could no longer walk in peace and harmony, because sin had separated them from God (James 4:4).

Without the blood of Christ today, this friendship is still severed! And over the centuries the wages of sin have not been reduced, it is still death (Romans 6:23). When Jesus died on the cross, He made reconciliation possible. A sinner can now (with this blood) have friendship restored, and can be a friend with God because all sins are forgiven. **“Now all things are of God, who has reconciled us to himself through Jesus Christ, and has given us the ministry of reconciliation, that is, that God was in Christ reconciling the world to himself, not imputing their trespasses to them. . . .we implore you on Christ’s behalf, be reconciled to God”** (2 Corinthians 5:18-20).

Remember though, becoming friends with God must always be on His terms. Even though Jesus made the sacrifice, the sinner must prepare his heart to receive this gift of grace. God’s friendship is offered ONLY to those with believing, penitent, and obeying hearts (Hebrews 11:6; Mark 16:16; Acts 2:38). When a heart renders complete obedience, and is raised from baptism to a new life (Romans 6:4), that new life represents a new walk with God. And one must faithfully continue, from that day forward, to walk with God!

## **(2) Must Choose Pathway of Righteousness, and Avoid Evil.**

It is totally impossible to walk with God while walking with the devil, because to walk with God one must turn his back on evil and walk in the pathway of righteousness. How can we walk with God unless we are walking in the same direction? What would you think of someone who says to you, “You walk north, and I’ll walk south, but we’ll walk together?” Would you consider such a person mentally sound? One of the biggest lies ever told is to say that God is my friend while walking in the darkness of evil. **“If we say that we have fellowship with him, and walk in darkness, we lie and do not practice the truth”** (1 John 1:6). Thus, our walk becomes hypocritical! However, those who are friends with God and are walking in the same direction with Him, are walking in the light. **“But if we walk in the light as he is in the light, we have fellowship with one another, and the blood of Jesus Christ his Son cleanses us from all sin”** (1 John 1:7).

Do you want to be like Enoch and walk with God? Do you want to live your life in such a way as to please Him? Then study His words of righteousness and set your goal to walk in them. This means that you must say “yes” to God, and “no” to the devil. **“Blessed is the man who walks not in the counsel of the ungodly, nor stands in the path**

of sinners, nor sits in the seat of the scornful; but his delight is in the law of the Lord, and in his law he meditates day and night” (Psalm 1:1,2). James tells us how to successfully walk with God: “Therefore *submit* to God. *Resist* the devil and he will flee from you” (James 4:7).

### (3) Must Walk By Faith

To examine more closely the walk of Enoch, and to discover why God took him without death, we must refer to the “faith chapter” of Hebrews. “By *faith* Enoch was translated so that he did not see death” (Hebrews 11:5). There is no way that we can walk with God unless we have faith. In fact, without faith it is IMPOSSIBLE to please Him (Hebrews 11:6).

Take a close look at your life and the way that you walk. Faith walking takes “great efforts.” Therefore, is yours really a walk of faith? What is governing your life, what you can see, or that which you do not see? We often study the lives of early Christians when the church was spreading so rapidly throughout the world, and ask: “How did they do it? What was the secret to their success?” The word tells us, “For we walk by faith, not by sight” (2 Corinthians 5:7). Can we truthfully say the same? How do you face your daily problems? As Christian women, wives, and mothers, you have many responsibilities. Do you walk by faith as you meet these challenges, or do you try to tackle them *alone*? How strong is your faith? We probably know that God’s faith bank is the word of God (Romans 10:17), but do we make daily withdrawals?

Do you want to run a faith experiment in your life? If yes, then try this! From Monday through Saturday, set aside one half hour each day to study your Bible and pray. After these six days are over, when you come to worship the following Sunday, think back over the week and ask, “has my faith grown stronger?” After the Sunday morning Bible class and worship, consider further, “Did these services mean more to me, and did they seem more spiritual?” Go ahead and try this, it will work! Solomon ran an experiment with his life, and after it was over, he was stronger. In fact, he found the real meaning of life: “Fear God and keep His commandments, for this is the whole duty of man” (Ecclesiastes 12:13).

Therefore, as you live your life and watch the years rapidly pass away, all that you say and do will have a deeper value and meaning if you are faithfully walking with God!

### DISCUSSION QUESTIONS

1. Name and discuss a man, other than Enoch, who was taken without death.

2. What does it mean to be a friend with God?
3. How did Christ restore friendship between mankind and God?
4. What is involved in choosing the right, and opposing the wrong?
5. Give your concept of “walking by faith and not by sight.”
6. What would be the results (in your opinion) of a “faith experiment” as mentioned in this chapter?
7. Discuss ways and means to grow in faith.

# Teacher's Notes

## LESSON 6

### INTRODUCTION:

- A. This is the epitaph of Enoch
  - 1. One of the two men who were taken (**Genesis 5:24**).
  - 2. Described as a man of faith (**Hebrews 11:5**).
- B. Enoch left a beautiful record behind
- C. May we study what it means to “walk with God”

### I. MUST BE GOD'S FRIEND.

- A. Before one can walk with God, must be His friend
  - 1. Adam and Eve had paradise when friends with God (**Genesis 2:9**).
  - 2. God's presence most beautiful thing in the garden
  - 3. Sin destroyed this friendship (**Genesis 3:8**).
  - 4. Sin separates one from God (**James 4:4**).
- B. Without the blood of Christ, sin will bring death (**Romans 6:23**).
- C. Jesus' death on cross made reconciliation possible (**2 Corinthians 5:18-20**).
- D. Friendship must be on God's terms
  - 1. One must have a believing, penitent, obeying heart to have friendship with God
  - 2. (**Hebrews 11:6; Mark 16:16; Acts 2:38; Romans 6:4**).

### II. MUST CHOOSE PATHWAY OF RIGHTEOUSNESS, AND AVOID EVIL.

- A. Can't walk with God and devil at the same time
  - 1. Must walk in God's direction (**1 John 1:6**).



2. To try both directions is hypocritical!
- B. God's walk is the way of light (**1 John 1:7**).
- C. Therefore, study word, say "no" to devil; "yes" to God
  1. (**Psalm 1:1,2**).
  2. (**James 4:7**).

### **III. MUST WALK BY FAITH.**

- A. "By faith Enoch was translated" (**Hebrews 11:5**).
  1. No way to please God without faith (**Hebrews 11:6**).
- B. Are you putting forth the effort to walk by faith?
- C. Early Christians succeeded by walking by faith (**2 Corinthians 5:7**).
- D. How does this compare to your life?
  1. How do you face your problems as a Christian woman, wife, and mother?
  2. Do you turn to God's faith bank, His word? (**Romans 10:17**).
- E. Run a faith experiment
  1. Set aside one half hour daily for Bible study
  2. Try this Monday through Saturday and evaluate on Sunday
  3. Did Bible class and worship mean more?
  4. Solomon ran an experiment on life and found life's true meaning (**Ecclesiastes 12:13**).
- F. As your life passes toward eternity, strive to have a closer walk with God!

# HE BEING DEAD STILL SPEAKS

Hebrews 11:4

**We Speak. . .**



**FROM  
THE  
DEAD**

**THROUGH OUR CHILDREN**

**BY THE FRUIT WE BEAR**

**BY OUR CONCERN FOR  
OTHERS**

# Voices from the Dead

## LESSON 7

**TEXT:** *“He Being Dead Still Speaks” (Hebrews 11:4).*

The clocks of our lives are rapidly ticking away, and more quickly than we realize, time will run out. **“For what is your life? It is even a vapor that appears for a little time and then vanishes away” (James 4:14).** Is this thought frightening to you, and to what extent should you fear death? It is certainly natural to have some fear of death, but such seems to lessen when preparation for after death is made. Our children in school dread their final exams, but the fear is not as great when they are fully prepared.

Therefore, the more we prepare for death by Christlike living while on earth, the less we will fear death! It should be comforting to feel that our good influence will live on after we are gone. We may envision our children faithfully serving the Lord because we taught them the right way. If we are Bible class teachers, we may be thrilled to think about helping youth grow up to live a Christian life, and to rear a family for the Lord!

The text before us was written about one of Adam and Eve’s sons, Abel. His life was cut short by the murderous hand of his brother, Cain, but this did not stop his teaching and influence. Because of his strong faith to obey and worship God, in spite of death, he still speaks.

Let us now focus in on some of the ways that we can continue to speak even after we are dead:

### **(1) We Speak Through Our Children.**

One of our greatest blessings in life comes from the children that God gives us, and this is one of the ways that we can continue to speak even after we are gone. **“Behold, children are a heritage from the Lord, the fruit of the womb is his reward. Like arrows in the hand of a warrior, so are the children of one’s youth. Happy is the man who has his quiver full of them” (Psalm 127:3-5).** A newborn baby is

God's way of giving you a new canvas to be used for painting a picture. During those formative years, you must paint each stroke so that God is always glorified, because this is the only way you can paint a masterpiece! For if you were able to give your children the whole world, but left God out of their lives, what would you have accomplished? (**Matthew 16:26**). Would you want to continue to speak through them after you are gone without God? Paul calls upon fathers (and this also applies to mothers) to: "**bring them up in the training and admonition of the Lord**" (**Ephesians 6:4**).

We cannot expect our children to rise above the actions of our lives! We must hold before them the positive example of Christian parents if we want them to have Christianity in their lives. Therefore, paint those colors bright and permanent so that after you are gone, the devil will not be able to fade them with sin. Mold their lives so strongly that even after you, as a parent are gone, you can still speak through them! Be like the virtuous woman in the book of Proverbs, "**Her children rise up and call her blessed; her husband also, and he praises her**" (**Proverbs 31:28**).

One of the greatest examples of a mother preparing her son to serve God in the future was Hannah. She made a vow that if God would give her a son, she would "**give him to the Lord all the days of his life**" (**1 Samuel 1:11**). God gave her a son named Samuel, and at the proper time she said, "**I will take him, that he may appear before the Lord and remain there forever**" (**1 Samuel 1:22**). Therefore, as long as mankind studies the Bible about Samuel, this faithful mother will speak. Only the Lord knows how many mothers have learned by her spiritual example.

## (2) We Speak By The Fruit We Bear

Jesus taught that He is the vine, His Father the vinedresser, and His disciples the branches (**John 15:1-8**). With this illustration, He called upon His disciples to abide in Him and to bear much fruit (v. 5). There are two ways mentioned in the Bible as to how followers of Christ may bear fruit. First of all, we bear the fruit of the Spirit when we show in our lives: "**love, joy, peace, longsuffering, kindness, goodness, faithfulness, gentleness, self-control**" (**Galatians 5:22, 23**). (See Lesson 5 for a discussion of these). The other way that we bear fruit is by reproducing after our own kind—other Christians (**Matthew 28:19,20**). It is important to have the fruit of the Spirit in our lives, before we can (through the gospel) produce other Christians. When these two are placed together, we have a winning combination for leading souls to Christ and for bearing fruit.

How much effort are you putting forth to lead a soul to Christ? Is your example right? Can the lost see the fruit of the Spirit present in your life? Are you teaching the gospel by daily conversations, handing

out tracts, personal invitations to hear others teach and preach, or by any other method of personal work? Would you say that far too many who call themselves Christians have given up on those who are lost in sin? Therefore, because of this weakness, nothing is done to reach them! It is true that many are not interested, but shouldn't we continue to stir their interest, and to find those who want to be taught?

Soul saving has never been an easy task. In fact, look how much it cost Jesus! However, this did not stop Him from coming to earth **"to seek and to save that which was lost"** (Luke 19:10). Think about how difficult soul saving was for the early church. A persecution came to Jerusalem that was so severe that **"they were all scattered throughout the regions of Judea and Samaria, except the apostles"** (Acts 8:1). Did this stop them? No, we read: **"those who were scattered went everywhere preaching the word"** (Acts 8:4).

Therefore, how much fruit are we bearing for the Lord? Is this one of the ways our works will follow us?

### (3) We Speak By Our Concern For Others

Another way that we continue to speak even after death, is by the concern we have shown for others. Paul spoke often of the body of Christ (His church) being composed of many members (Romans 12:4; 1 Corinthians 12:20), and it is these members that keep the body of Christ functioning here on earth. As Christians, we serve as the eyes, hands, ears, and feet of Jesus. Therefore as members, we serve the needs of others and glorify His spiritual body, His church! These good works help others while we live, and the influence of such, lives on even after we are dead.

Do you remember studying the example of Dorcas? When Peter arrived at her house, she was already dead, but her good works were very much alive. **"And all the widows stood by him weeping, showing the tunics and garments which Dorcas had made while she was with them"** (Acts 9:39). Peter brought her back from the dead, but even if he had not done so, she had left behind good works in showing concern for others.

How much time do you give to the nursing homes, hospitals, the ill at home, the depressed, and the bereaved? Are you really touched by their infirmities to the point of helping? Will your concern for others continue to speak after you are gone?

Like Abel of many centuries ago, we should set our goals to live in such a way that death with all its power cannot stop us from speaking. Even though it stops the words of our physical tongues, it cannot stop us from speaking through the good works that have been left behind.

## **DISCUSSION QUESTIONS**

1. Why do we not think enough about the brevity of life?
2. Does being able to speak after death, frighten or comfort us?
3. What kind of painting do you want to paint of your children?
4. Discuss the strong points of Hanna.
5. Explain the two ways that Christians bear fruit.
6. Why is soul saving, to many, a difficult task?
7. Discuss why thousands in the church never seek a soul.
8. How are we (Christians) members of Christ's spiritual body?

# Teacher's Notes

## LESSON 7

### INTRODUCTION:

- A. The clocks of our lives are rapidly ticking away
  - 1. Our lives are as a vapor (**James 4:14**).
  - 2. Is this thought frightening?
  - 3. Some fear of death is natural (like children and exams)
- B. However, the more we prepare for death, the less we fear
  - 1. Helps to know our good examples will live on and on
  - 2. True with Christian parents and teachers
- C. In our text, Abel continued to speak after death
  - 1. Even though his life was cut short with murder, lived on
- D. Let us focus on some ways we can continue to speak after death:

### I. WE SPEAK THROUGH OUR CHILDREN.

- A. Children represent one of our many blessings of life
  - 1. (**Psalm 127:3-5**).
- B. A newborn baby is a canvas from God on which to paint a picture
  - 1. With God's help, we can paint a masterpiece
  - 2. Fail if leave God out (**Matthew 16:26**).
  - 3. Important to bring them up in Lord (**Ephesians 6:4**).
- C. Must show them Christianity if want them to be Christians
  - 1. This is the way we paint with permanent colors
  - 2. They will live for God after we are gone
  - 3. Example: Worthy woman (**Proverbs 31:28**).
- D. Hanna represents a beautiful example
  - 1. Promised to return him to God (**1 Samuel 1:11**).

2. Fulfilled her promise (1 Samuel 1:22).
3. This faithful mother has spoken over the centuries

## II. WE SPEAK BY THE FRUIT WE BEAR.

- A. Jesus is the vine, disciples the branches (John 15:1-8).
  1. Called upon disciples to bear fruit (v. 5).
- B. First, we must bear the fruit of the Spirit: “love, joy, peace, longsuffering, kindness, goodness, faithfulness, gentleness, self-control” (Galatians 5:22,23). (Review lesson 5).
- C. Then we must bear fruit by making other Christians (Matthew 28:19,20).
  1. Before can reproduce after own kind, must have fruit of Spirit producing
  2. How much effort are you giving to soul saving?
  3. Are you teaching by daily conversation, tracts, invitations, to hear preaching, and personal work?
  4. Have we given up on the lost?
- D. Soul saving has never been an easy task
  1. Ask Jesus (Luke 19:10).
  2. Ask early church (Acts 8:1-4).
- E. How much fruit are we bearing for the Lord?

## III. WE SPEAK BY OUR CONCERN FOR OTHERS.

- A. The church is made up of members of one body (Romans 12:4; 1 Corinthians 12:20).
  1. These members must continue to function
- B. Must be concerned about the needs of others
  1. This is the way we glorify God
  2. Must be His eyes, hands, ears, and feet
  3. These good works will live on after we are gone
- C. Remember Dorcas? She was dead, but her good works were alive (Acts 9:39).
- D. How much time do you give to nursing homes, hospitals, the ill, the depressed and the bereaved?
- E. Will your concern live on after death?
- F. Like Abel, let us live so that the powerful hand of death will not stop us from speaking.



# ***ASLEEP IN JESUS***

1 CORINTHIANS 15:18

ONE MUST BE  **BORN** INTO JESUS

ONE MUST  **LIVE** IN JESUS

ONE MUST  **DIE** IN JESUS

# The Most Peaceful Sleep

## LESSON 8

**TEXT: “Asleep in Jesus” (1 Corinthians 15:18).**

As Paul wrote to the church in Corinth, he refuted those who taught that Christ was not raised from the dead. Then he said: **“And if Christ is not risen, your faith is futile; you are still in your sins! Then also those who have fallen asleep in Christ have perished” (1 Corinthians 15:17,18).**

Paul firmly believed in the resurrection of Jesus, and that those who are asleep in Him will be raised to everlasting life. The goal of every Christian should be to some day fall asleep in Jesus. Did you know that the dead can be divided into two classes: (1) Those who are asleep *in Jesus*, (2) Those who are asleep *out of Jesus*. The Bible declares that the first ones are saved and the second ones are lost. Therefore, what could be more important than falling asleep in Jesus?

Let us now consider what is involved in being asleep in Jesus:

### **(1) One must be born into Jesus**

The concept of a new birth was first introduced by Jesus. The history of the Jewish nation had known only one birth, the physical. When God chose Abraham to begin and develop a nation through his seed (**Genesis 12:1-3**), all was centered around a physical birth. Therefore, genealogies and family trees were very important. Even within the seed of Abraham, being born to a certain tribe was important. For example, only those from the tribe of Levit could serve in the priesthood. Also, only the tribe of Judah could bring the Messiah to the world. Thus, we can see that great emphasis was placed on the physical birth.

One night during Jesus' ministry, a Pharisee and ruler of the Jews, named Nicodemus, came to Jesus. He had been impressed by the signs that Jesus had performed to the point that he believed that Jesus was a teacher sent from God (**John 3:1,2**). Jesus took this opportunity to

teach him about a new birth completely different from the physical. **“Most assuredly, I say to you, unless one is born again, he cannot see the kingdom of God” (John 3:3).** Immediately Nicodemus thought of a man getting back into his mother’s womb for a second birth. Since he believed the signs performed by Jesus, he didn’t doubt Him but rather asked, **“How can a man be born when he is old?” (v. 4).** **“Jesus answered, ‘Most assuredly, I say to you, unless one is born of water and the Spirit, he cannot enter the kingdom of God’ (v. 5).** Here, Jesus introduced the new birth that gets one into Christ and His kingdom!

Later, after the church was established, the Holy Spirit guided God’s spokesmen to explain the steps involved in experiencing this new birth. In fact, it was accomplished by obeying the word of God. The apostle Peter reminded his readers how they had received this birth: **“Since you have purified your souls in obeying the truth through the Spirit in sincere love of the brethren, love one another fervently with a pure heart, having been born again, not of corruptible seed but incorruptible, through the word of God which lives and abides forever” (1 Peter 1:22,23).** In summation, Peter said that they had purified their souls by being born of the word of God (obeying the truth). God’s truth teaches a sinner to have faith, repent of sins, confess that Jesus is the Christ, and be baptized to be saved (**Mark 16:16; Acts 2:38; Romans 10:9,10**). This new birth (water and the Spirit) puts one into Christ.

The new birth of water and the Spirit makes one a child of God, and IN Christ. **“For you are all sons of God through faith in Christ Jesus. For as many of you as were *baptized into Christ* have put on Christ” (Galatians 3:26,27).** Therefore, those in Christ have reached His death, His blood (**Romans 6:1-4**), and have been raised to a new life (**2 Corinthians 5:17**). Yes, before one can be asleep in Jesus, he or she must first be born INTO Jesus.

## (2) One Must Live IN Jesus

Once a sinner is born into Jesus through the new birth, it is important to live IN Jesus. As good children, we must obey our Father and live according to His will. Some today say that God is their Father, and then allow the devil to lead them as a father (**John 8:44**)! Be assured, this will not please God. Jesus, the Son of God, worked daily to please His Father, and there was not a power in the world that could stop His obedience to His Father, not even the Devil (**Matthew 4:3-11**). The most difficult commandments were obeyed by our Lord. **“Though he was a Son, yet he learned obedience by the things which he suffered. And having been perfected, he became the author of eternal salvation to all who obey him” (Hebrews 5:8,9).** Since Jesus could obey even in death, shouldn’t we gladly obey in life?

Do you ever take inventory of your life to determine whether or not you are living faithfully in Jesus? Is your daily goal in life to do the Father's will? When the world looks at our lives, is there enough difference between us and the world for them to see? Do we see how close we can get to the world or how close we can follow Jesus? Paul summed up to Titus the way Christians should live in the following words: **"For the grace of God that brings salvation has appeared to all men, teaching us that, denying ungodliness and worldly lusts, we should live soberly, righteously, and godly in the present age, looking for the blessed hope and glorious appearing of our great God and Savior Jesus Christ who gave himself for us, that he might redeem us from every lawless deed and purify for himself his own special people, zealous for good works"** (Titus 2:11-14).

### (3) One Must Die In Jesus

We all know that death is inevitable to all (**Hebrews 9:27**), but how concerned are we about dying IN Jesus? As stated in the beginning of this lesson, all will either fall asleep IN Jesus or OUT of Jesus! What does it mean to die in Jesus?

First of all, one will die watchful. There has been a lot of speculation over the years as to when the Lord will return; however, the word declares that no one knows (**Matthew 24:42**). Will it be during our lifetime? This question has been asked by all generations. Now, the Lord may not come during our LIFETIME, but as far as we are personally concerned, He will come at OUR DEATH TIME! For the moment we draw our last breath, time for us will be no more, and the way we are spiritually when we die, is the way we will face the Lord in Judgment (**Matthew 25:31,32**). Those who have died IN Jesus are asleep in Jesus and will have nothing to fear. To be watchful means to be prepared at all times so that whether Christ comes during our earthly life, or whether we leave by death, eternal life will await us.

Secondly, dying in Jesus means that we will die faithfully. We must work till the night comes when man can work no more! Each day should be lived for the Lord as though it is our last, because it may be. Jesus lived His life by this rule: **"I must work the works of him who sent me while it is day; the night is coming when no one can work"** (**John 9:4**). Do we allow physical things to take over our lives? These things may be important and have their place, but are they important enough to interrupt our preparation for eternity? Jesus wrote the church at Smyrna (through John) to, **"Be faithful until death, and I will give you the crown of life"** (**Revelation 2:10**). This is the same crown that Paul longed for, and believed he would receive! Why did Paul believe that there was laid up for him **"the crown of righteousness, which the Lord, the righteous Judge, will give to me on that Day?"** (**2 Timothy 4:8**). Because he was able to say: **"I**

**have fought the good fight, I have finished the race, I have kept the faith” (v. 7).** Paul had been faithful, and was faithful until death.

Finally, those asleep in Jesus have died in hope, and death to them is a stepping stone to eternal life. Yes, death may seem like a deep chilly river with its rolling tides, or a valley with a frightening shadow (**Psalm 23:4**), but beyond this, to those dying faithfully in Christ, there is awaiting eternal light. Therefore, all of us who are asleep in Jesus will have nothing to fear, because the Lord will care for us. **“For if we believe that Jesus died and rose again, even so God will bring with him those who *sleep in Jesus*” (1 Thessalonians 4:14).** **“Asleep In Jesus!”** Isn’t this the way you would like to be when Jesus comes?

*Just think of stepping on shore and finding it heaven!*

*Just think of taking hold of a hand and finding it God’s hand.*

*Just think of breathing fresh air and realizing it is eternity.*

*Just think of feeling invigorated and finding it immortality.*

*Just think of passing from storm and tempest to an unknown calm.*

*Just think of waking up - and finding at last you’re home.*

(Unknown).

### DISCUSSION QUESTIONS

1. Discuss the importance of being asleep in Jesus.
2. What is meant by “being born of water and the Spirit?”
3. Compare “corruptible” and “incorruptible” seed (**1 Peter 1:22,23**).
4. What does it mean to live IN Jesus?
5. Make a comparison between one who is in Christ, and one who is in the world.
6. In what way does the Lord come at one’s death?
7. Define “faithfulness” as a Christian.
8. How does dying in Jesus affect one’s attitude toward death?

# Teacher's Notes

## LESSON 8

### INTRODUCTION:

- A. Give background of text
  - 1. **(1 Corinthians 15:17,18).**
- B. Paul believed that those asleep in Jesus will be raised to everlasting life
- C. Dead can be divided into two groups:
  - 1. Those who are asleep in Jesus
  - 2. Those who are asleep out of Jesus
  - 3. The first of these saved, the second lost
- D. What is involved in being asleep in Jesus?

### I. ONE MUST BE BORN INTO JESUS.

- A. Jesus was the first to mention the new birth **(John 3:5)**.
  - 1. Jews had known only one birth into Abraham's family **(Genesis 12:1-3)**.
  - 2. Thus, physical birth and genealogies very important to Jews
  - 3. Even within Jewish tribes, Judah would bring Messiah
- B. Relate Jesus' conversation with Nicodemus **(John 3:1,2)**.
- C. Jesus taught: **"unless born of water and the Spirit, he cannot enter the kingdom of God"** (v. 5).
- D. Later, Holy Spirit guided writers to reveal commands involved
  - 1. **(1 Peter 1:22,23; Mark 16:16; Acts 2:38; Romans 10:9,10)**.
- E. New birth gets one into Christ **(Galatians 3:26,27)**.

1. Where one reaches His death (**Romans 6:1-4**).
2. Where one reaches a new life (**2 Corinthians 5:17**).

## II. ONE MUST LIVE IN JESUS.

- A. Must live in Jesus faithfully after birth
  1. Can't still have devil for a father (**John 8:44**).
  2. Jesus worked daily to please father - refused devil (**Matthew 4:3-11**).
- B. Jesus was an example of obedience (**Hebrews 5:8,9**).
- C. Do you ever take inventory of your life?
  1. Is your daily goal to do the Father's will?
  2. Can the world see a difference in our lives?
  3. Do we see how close we can get to the world?
- D. Paul sums up the way a Christian should live (**Titus 2:11-14**).

## III. ONE MUST DIE IN JESUS.

- A. Death is inevitable (**Hebrews 9:27**).
  1. Are we concerned about faithfully dying in Jesus?
- B. What it means to die faithfully in Jesus
  1. Must die watchful - no one knows when He will come
    - a. (**Matthew 24:42**).
    - b. If not in our lifetime, death will be His coming as far as we are concerned
    - c. As we are when we die is the way we will face Him (**Matthew 25:31,32**).
    - d. Watchful means to prepare for death
  2. Must die faithfully
    - a. Work until we can work no more
    - b. Live each day as though the last
    - c. Jesus worked (**John 9:4**).
    - d. Must not allow physical things to take over our lives
    - e. Jesus commanded a church (**Revelation 2:10**).
    - f. Crown of righteousness only for faithful (**2 Timothy 4:8**).
  3. Must die in hope
    - a. Death a stepping stone to eternal life (if faithful)
    - b. Christ removes the fear from death (**Psalms 23**).
    - c. Paul had hope for those asleep in Jesus (**1 Thessalonians 4:14**).

**IV. A POEM BY AN UNKNOWN AUTHOR DESCRIBES THE FEELING.**

- A. *Just think of stepping on shore and finding it heaven!*  
*Just think of taking hold of a hand and finding it God's hand.*  
*Just think of breathing fresh air and realizing it is eternity.*  
*Just think of feeling invigorated and finding it immortality.*  
*Just think of passing from storm and tempest to an unknown calm.*  
*Just think of waking up - and finding at last you're home.*



# *He Prayed More Earnestly*

LUKE 22:44

**One Must**

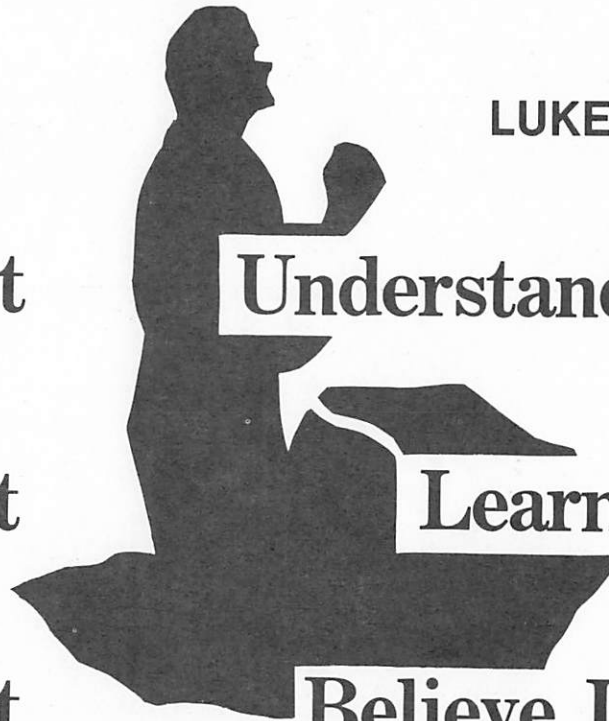
**Understand Prayer**

**One Must**

**Learn To Pray**

**One Must**

**Believe In Prayer**



# Speaking With Heaven

## LESSON 9

**TEXT:** “*He Prayed More Earnestly*” (Luke 22:44).

These words were said about Jesus when He was in His deepest agony in the Garden of Gethsemane. Prayer was as much a part of the earthly life of the Son of God as breathing. His mission to earth was a difficult and lonely one, but with closeness to His Father in daily prayer, He was able to finish His work. Many things are mentioned in the word that contributed to Christ’s success, but prayer was His link to His Father in heaven.

Show me a Christian woman (or man) who is the strongest you know, and I’ll show you one who prays earnestly, because it is with PRAYER that we “turn on POWER!” Do you truly feel that your life is as strong spiritually as it should be? If you answer, “no,” could the weakness be in failing to pray more earnestly? Most all of us pray, but to *what degree*, and how often? Are your prayers filled with faith, trust, reverential fear, hope, and love? May we concentrate in this lesson on what is needed to be able to pray more earnestly.

### **(1) One Must Understand Prayer**

This may sound somewhat elementary, but it is very important. Millions have lived and died in this nation, referred to as a “Christian Nation,” without understanding prayer. To some, it is nothing more than saying or speaking words, and is simply a spiritual ritual. As children they were taught to “say their prayers” which was the same every night (“Now I lay me down to sleep. . .”), and as they got older, they never grew beyond just saying a prayer. Others feel that prayer is what sinners do to be saved and become Christians. The list of false concepts could go on and on, but these are mentioned so that you can see the importance of understanding prayer.

The word of God teaches that prayer is basically a *spiritual child* of God, (one who has obeyed God) talking to his heavenly Father through

the name of Jesus! It is a conversation with the Father and not a dialogue that one has memorized. We must understand that we are praising our Father for His greatness, and asking Him to guide our lives. Like any good father, He may answer “no,” “yes,” or “wait awhile,” but we must believe that He hears and will answer if we are praying within His will.

Some do not believe that God will hear their prayers because they commit sin. This is certainly true in regard to those who have not been born into God’s family. Why? Because they have chosen NOT to be one of His children—they have refused to obey His commandments that would bring them to the new birth of water and the Spirit (**John 3:5**). After Jesus had healed a blind man, the Pharisees tried to discredit the miracle. To do so, they accused the man healed of being a sinner, but he replied: **“Now we know that God does not hear sinners; but if anyone is a worshiper of God and does his will, he hears him” (John 9:31)**. Instead of praying, the alien sinner should obey the gospel that saves from sin and gets one into God’s family, then he can talk to his Father.

Now, the child of God who sins can be heard in prayer if he or she repents and asks for God’s forgiveness. In fact, this is one of the reasons why children of God pray! Jesus has become our mediator through which we can reach the Father in prayer (**1 Timoth 2:5**), and the Holy Spirit **“makes intercession for us with groanings which cannot be uttered” (Romans 8:26)**. Therefore, striving to walk in the light as He is in the light, and penitently praying for forgiveness causes the blood of Christ to continually cleanse us (**1 John 1:7**).

## **(2) One Must Learn To Pray**

There seems to exist in the thoughts of many, that prayer just comes naturally, and it doesn’t really matter how one prays. This is not true even though God looks at the heart. He wants His children to learn HOW to pray or else the Holy Spirit would not have guided the writers of the word to instruct them how to pray. On one occasion after Jesus had ceased praying, one of His disciples said, **“Lord, teach us to pray, as John also taught his disciples” (Luke 11:1)**. Jesus immediately gave them a model prayer to follow. Why? Because He wanted them to learn how to pray. Even though this prayer was given before Christ established His church, and before the Christian Age began, it still teaches us some important principles when praying. This model prayer serves as an example of prayer given by our Lord.

The prayer begins by addressing the Father in heaven, and honoring His name. Prayer is to be addressed to God the Father, and not to Jesus! Since Jesus is our Savior and mediator, and the one who has reconciled us to the Father through His blood (**2 Corinthians 5:18-20**), prayer should be in His name (**John 14:13,14**), but our prayers are to

the Father. Secondly, Jesus prayed for the coming of the kingdom. When this model prayer was given, He was making preparation for the kingdom and preaching that it was at hand (**Mark 1:14,15**). However, today, the kingdom has already come, and we should pray for its spread throughout the world rather than its coming. Thirdly, Jesus prayed that the Father's will would be done. This should always be an important part of our prayers today because it is wrong to pray **AGAINST** the Father's will! In fact, He will never grant us our requests when they are contrary to His will.

Next, in this model prayer, Jesus turns to physical needs, and prays for daily bread. Even though the spiritual is **MORE** important, sustaining our physical bodies is important and essential. Having daily food provided by the guidance of God is among our richest blessings. Then Jesus returned, in this prayer, to the spiritual needs of man, and asked them to pray for forgiveness of sins as they forgive others. Forgiveness is possible in prayer because Jesus became our atonement on the cross. Only those who are **IN** Christ, to reach His blood, can pray for forgiveness. When a penitent believer is baptized **INTO** Christ through baptism (**Galatians 3:26,27**), he can then forgive and be forgiven.

Finally, Jesus taught His disciples to pray: **“And do not lead us into temptation, but deliver us from the evil one (Luke 11:4)**. Every child of God must fight the forces of the devil (**Ephesians 6:11,12**), and we need God's help to win! When Paul listed the various parts of the Christian's armour needed to fight the devil, the last one mentioned was prayer: **“Praying always with all prayer and supplication in the Spirit, being watchful to this end with all perseverance and supplication for all the saints” (Ephesians 6:18)**.

Therefore, we need to learn better how to pray. Is this important to you? Are you content to pray the same way you have prayed without ever studying God's word to learn better how to pray? Is prayer important enough to spend hours with the Bible, studying this subject?

### **(3) One Must Believe In Prayer**

The word of God makes it crystal clear that prayer without faith is useless. James seems to sum up all other passages in these words: **“But let him ask in faith, with no doubting, for he who doubts is like a wave of the sea driven and tossed by the wind. For let not that man suppose that he will receive anything from the Lord” (James 1:6,7)**. He is saying, either believe when you pray, or nothing will be received!

How often do you pray, and then give up on God's power to help? If the answer does not drop out of heaven immediately, do you lose faith? One of the tests of our faith when we pray, is to believe that He will answer without any *question as to how He will do it!* Once we have

done our part, do we place it then into God's hands believing that He is able?

Pure faith does not major on individual things or happenings in our lives, but rather upon ALL of our life.. Paul wouldn't allow isolated setbacks of persecution to destroy his faith, but rather looked at the overall picture. **"And we know that all things work together for good to those who love God, to those who are the called according to His purpose"** (Romans 8:28). Paul asked God three times to remove a thorn from his flesh, but God refused saying: **"My grace is sufficient to you, for my strength is made perfect in weakness"** (2 Corinthians 12:9). Did Paul lose his faith in God? No, for in his last letter, (written to Timothy) he said: **"For I know whom I have believed and am persuaded that he is able to keep what I have committed to him until that Day"** (2 Timothy 1:12).

After looking at these three points needed to improve prayer, do you feel that you need to pray more earnestly? If you can learn to pray more earnestly, do you feel that you will live closer to God? Why not try turning on the power of prayer in your life! Keep in touch with the one who we depend on for everything, even life itself. **"For in him we live and move and have our being"** (Acts 17:28).

How often have you talked to your heavenly Father today?

### DISCUSSION QUESTIONS

1. Since Jesus was without sin, why did He pray?
2. Define prayer as it is taught in the New Testament.
3. What is the difference between "saying" a prayer and "praying?"
4. Does God give an alien sinner salvation through prayer?
5. What part does Christ and the Holy Spirit have in our prayers?
6. Why should Christians study "how" to pray?

# Teacher's Notes

## LESSON 9

### INTRODUCTION:

- A. This text said of Jesus when in His greatest agony
  - 1. Prayed in the Garden of Gethsemane
- B. Jesus had a difficult mission to earth
  - 1. Stayed close to His Father daily in prayer
- C. The spiritually strong today pray daily
- D. Do you feel that you need more spiritual strength and growth?
  - 1. Then improve your prayer life
- E. Most all Christians pray, but to what degree?
  - 1. Do we pray with faith, trust, reverential fear, hope, and love?
- F. May we concentrate on how to pray more earnestly:

### I. ONE MUST UNDERSTAND PRAYER

- A. May sound elementary, but millions never understand prayer
  - 1. More than a spiritual ritual or saying a prayer!
  - 2. Example: Children being taught "Now I lay me down to sleep"
  - 3. Some feel prayer is the way sinners are saved
- B. Bible teaches that prayer is a spiritual child of God talking to his heavenly Father in the name of Jesus!
  - 1. A conversation with the Father, not a memorized dialogue!
- C. Prayer is praising our Father, and asking His guidance

1. Like earthly father, He may say “no,” “yes,” or “wait awhile,” but He hears the faithful
- D. If we as Christians sin, can still pray for forgiveness
  1. Must be one of His children (**John 3:5**).
  2. Hear worshippers (**John 9:31**).
  3. Alien sinners should obey the gospel - then pray!
- E. God forgives when His children repent and pray
  1. Jesus our mediator (**1 Timothy 2:5**).
  2. Holy Spirit makes groanings (**Romans 8:26**).
  3. Blood of Christ continually cleanses (**1 John 1:7**).

## II. ONE MUST LEARN TO PRAY.

- A. Some think that prayer comes naturally without study
  1. Not true, or apostles would not have been taught how to pray
- B. Apostles asked Jesus to teach them to pray (**Luke 11:1**).
  1. Jesus immediately gave them a model prayer
  2. Even though given before church, good example to study
- C. Notice various parts of this prayer
  1. Begins by honoring Father - addressed to Father, not Jesus
    - a. Reconciled through Jesus blood (**2 Corinthians 5:18-20**), pray through His name (**John 14:13,14**).
    - b. Prayed for the coming kingdom (**Mark 1:14,15**).  
Since it has come, we should pray for its spread
    - c. Prayed for Father’s will to be done - still important
    - d. Prayed for physical needs - these important, but not as much as spiritual
    - e. Taught them to pray for forgiveness (Those in Christ **Galatians 3:26,27** can forgive and be forgiven)
    - f. Taught them also about temptations (**Luke 11:4**). (all must fight the devil, need prayer) (**Ephesians 6:11,12; Ephesians 6:18**).

- D. Therefore, study the Bible and learn how to pray

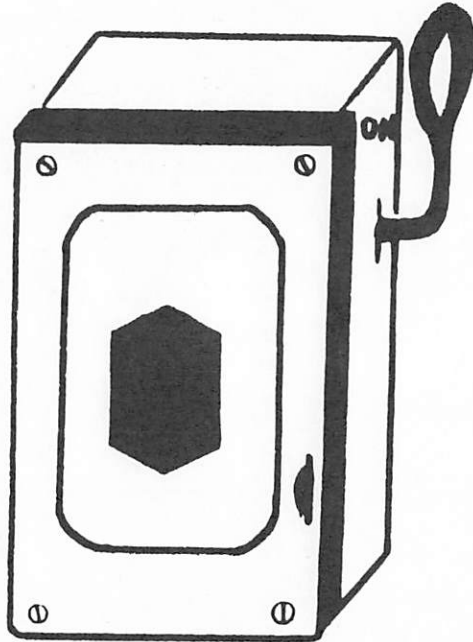
## III. ONE MUST BELIEVE IN PRAYER.

- A. Prayer is useless without faith (**James 1:6,7**).
  1. How often do we doubt God when we pray?
  2. Shouldn’t question God as to HOW He will answer
- B. Pure prayer considers God’s will for ALL our life

1. Does not major in isolated incidents
  2. This is how Paul lived (**Romans 8:28**).
  3. Example: Paul asked for thorn to be removed - God said no, but provided sufficient grace (**2 Corinthians 12:9**).
- C. Paul's faith continued to grow (**2 Timothy 1:12**).
- D. Do you feel that you need to pray more earnestly?
1. Why not study to turn on the power of prayer
- E. Keep in touch with the One who gives all (**Acts 17:28**).
- F. How often have you talked to your heavenly Father today?



# NOT ASHAMED OF THE GOSPEL



ROM. 1:16



**Expectations** - Hebrews 11:13

**Enthusiasm** - Colossians 3:23

**Persistent** - Luke 18:2-5

**Urgency** - Mark 16:15



# Power, Unlimited

## LESSON 10

**TEXT:** *“Not Ashamed Of The Gospel” (Romans 1:16).*

This is a declaration that especially reminds us of the ministry of the apostle Paul. He was not boasting when he told the Roman Christians, **“For I am not ashamed of the gospel of Christ, for it is the power of God to salvation for everyone who believes, for the Jew first and also for the Greek”** (Romans 1:16). Even though this was his greatest declaration, and he spoke of such a mighty power, it was the truth. Over the years (in the church) we have taken pride in this bold statement from Paul and have preached often of the gospel power. However, the crucial question is, have we sold its value (as we should) to the lost and dying world?

What is God’s method of turning on this power? Does He come down with thunderbolts or perform direct miracles? No, the power is turned on by preaching it. Even during the age of direct miracles among the apostles, Jesus told them: **“Go into all the world and preach the gospel to every creature”** (Mark 16:15). Therefore, man can not improve upon God’s way, and to believe that something else is stronger than preaching the gospel is a sin!

The word of God lays down other principles that govern how this powerful gospel is to be preached. It shall be our purpose in this lesson to study some of these so that we may be more effective in turning on the power of the gospel, and never be ashamed of it!

### **(1) Must Have Great Expectations**

When Jesus sent His apostles into the world to preach the gospel, He knew that some would believe, obey, and be saved. Thus, He didn’t say, “if some believe,” but rather **“he who believes and is baptized will be saved”** (Mark 16:16). Jesus sent them forth with *great expectations*.

Each time you consider teaching a friend, neighbor or relative, how

much expectation do you have? Do you refuse to try because you tell yourself that it will not do any good? Does this same attitude prevent you from leaving a tract with someone at the hospital, or from mailing one to those who need the gospel? Remember, we can't know the future! The farmer who sows his seed in the spring cannot be guaranteed a harvest in the fall, but he sows with hope, and we must do the same with the spiritual.

The heroes of the Old Testament did not live to see their spiritual hopes fulfilled, but their faith led them to serve God while they lived and to die in hope. **“These all died in faith, not having received the promises, but having seen them afar off were assured of them, embraced them, and confessed that they were strangers and pilgrims on the earth”** (Hebrews 11:13). Obviously, they lived and died with great expectations.

Our faith in the Lord Jesus Christ should be enough, along with the many promises from the word, to give us great expectations. Have you ever wondered how Paul could keep going when most of the time the going was rough? Was he an earthly Superman? No, Paul had his weaknesses like Christians then, and today. What was the secret of his great expectations in preaching the gospel? His answer: **“I can do all things through Christ who strengthens me”** (Philippians 4:13). Again: **“For to me, to live is Christ, and to die is gain”** (Philippians 1:21). There can never be a greater incentive than trusting in the guidance of Christ!

Therefore, as we plan to teach the gospel, let us dream our plans as being successful for the Lord. Then with the greatest expectation, let us work our plans. Please note some of the ways you can teach the gospel: (1) Ladies' night classes in homes to invite neighbors, friends and co-worker in public job. (2) Dinner meal - a spiritual video planned afterwards. (3) Have a morning coffee for a *new* person living on your block. Plan a special devotional and refreshments afterwards. (4) Picking up children in your own neighborhood who are not attending services. (5) Mailing out tracts to everyone near you. (City directory can furnish you names and addresses). May the Lord help us fulfill our great expectations as the gospel in its purity is presented to the lost and dying world.

## **(2) Must Have Great Enthusiasm**

The word enthusiasm is a must for success in turning on the power of the gospel. The word closest to its meaning in the New Testament would be “zeal.” Someone has defined enthusiasm as: “A burning from within which is reflected from without.” This is so true! If the fire to share the gospel is put out from within our hearts, then those whom we try to teach will feel the coldness! The gospel has the power, but without enthusiasm, we will present it powerless. Our actions say

to those who are lost: "You don't really want to hear and obey the gospel, do you?" With this attitude, sadly to say, they usually don't want any part of it.

Paul had a burning zeal from within that all the water in the ancient world could not extinguish. Paul also respected deeply his co-workers who were moved with great zeal. When he introduced the Colossian brethren to Epaphras, a servant of Christ, he was able to say: "**For I bear him witness that he has a great zeal for you**" (Colossians 4:13). Paul further reminded Titus that Jesus: "**gave himself for us, that he might redeem us from every lawless deed and purify for himself his own special people, zealous for good works**" (Titus 2:14). Paul is saying that zealous people are special people to the Lord.

How strong is your zeal and enthusiasm toward the gospel, and the work of the church? Is your indifference keeping someone else from being zealous, or is your enthusiasm motivating others to be on fire for the Lord? Ira North was correct when he wrote: "Enthusiasm is powerful as dynamite and contagious as measles." Enthusiasm removes the drudgery, and the "don't care" attitude when seeking opportunities to teach the gospel.

The gospel is the world's greatest news story: the death, burial, and resurrection of Jesus that saves (from eternal death) when obeyed! Shouldn't this be presented with the greatest zeal! This kind of attitude must have been what Paul had in mind when he wrote: "**And whatever you do, do it heartily, as to the Lord and not to men, knowing that from the Lord you will receive the reward of the inheritance; for you serve the Lord Christ**" (Colossians 3:23,24). Are you presenting the gospel with enthusiasm so that it can be said of you: "**SHE WAS NOT ASHAMED OF THE GOSPEL?**"

### (3) Must Be Persistent

Those who love the gospel like Paul are persistent as they share it with others. Many people (without Christ) will not show interest at first. In fact, they may let you know that they are too busy with the many physical things of life to be concerned. How do we react? With discouragement do we say, "Well, I tried, now they'll have to answer?" Have you ever studied how much resistance to the gospel it took to drive Paul to another city? It took life threats, days of Jewish prejudice and hateful feelings, and in one case, being stoned and left for dead (Acts 14:19,20). How about us? Isn't it true that it takes only a small rejection to send us on our way?

Jesus taught that even in our prayers to the Father, we should be persistent. He told of a widow who continued to beg a judge to, "**avenge me of my adversary.**" He didn't want to do so, but because she continued to trouble him, he helped her. Jesus applied this illustration: "**And shall God not avenge his own elect who cry out day and**

night to him, though he bears long with them? 'I tell you that he will avenge them speedily' (Luke 18:7,8).

It has never been an easy task to teach people that they are lost sinners, and they need the saving gospel. Sin is appealing and exciting to the flesh, and to ask the lost to give this up to follow the spiritual life, is not easy. However, when we consider the rewards, we can learn to be persistent. Keep in mind that the higher the mountain, the more beautiful the view. One soul is more valuable than all the world (**Matthew 16:26**); therefore, endure the hardness.

#### ***When The Game Is Hardest***

*"On the gridiron, on the diamond,  
On the link, or on the court,  
It's when the game is hardest,  
That you get your finest sport!  
There's no joy in easy battles,  
And no victory in a game,  
That is won without a struggle,  
And in life, it's just the same!  
It is when the going is heavy,  
And the pull is all uphill,  
And you have to work to conquer,  
That you get your finest thrill!"*

—Unknown

#### **(4) Must Begin The Work NOW**

Hopefully, you agree with what has been said about the importance of turning on the power of the gospel, but some may be tempted to say, "One of these days, I will begin!" Or, "When things slow down, I'll become more alert for opportunities to teach." Looking for opportunities is fine as far as it goes, but it is not enough! We must not wait for doors to open, but we must work to open them! Some who are converted today, would still be lost if someone had not worked diligently to make an opportunity to teach them. Therefore, think often about soul saving, pray fervently, plan and agonize over ways to attract sinners to the gospel. Don't be ashamed of the gospel because there is nothing more powerful and needed than this saving message of God through Jesus Christ.

Don't wait for the sinners to come to you, but GO to them! Didn't Jesus put GO in the command to teach the gospel to the whole world? (**Mark 16:15; Matthew 28:19**). Don't wait for the preacher, the elders, or the personal work director to make a plan. Their work is important, but so is the efforts of every individual Christian. A planned personal work program in the church is essential, but the "one on one"

teaching of individual Christians helps and compliments the church program.

What will your record be? Will you, like Paul, leave behind the fact that you were not ashamed of the gospel of Christ? The answer to this question will be found in whether you GO, or STAY with the gospel!

### **DISCUSSION QUESTIONS**

1. Why do many doubt the power of the gospel that comes from preaching it?
2. Discuss why thousands teach the gospel without great expectations.
3. What gave Paul great expectations when preaching the gospel?
4. Give your definition of enthusiasm.
5. Why is "zeal" and "enthusiasm" important in soul saving?
6. Why should a teacher of the gospel be persistent?
7. How did Jesus illustrate that one should be persistent even with God?
8. Why is it so urgent to begin teaching the gospel NOW?
9. Discuss the importance of the word "GO" in the gospel.

# Teacher's Notes

## LESSON 10

### INTRODUCTION:

- A. This declaration reminds us of the ministry of Paul
  - 1. He was not boasting - the truth (**Romans 1:16**).
- B. Over the years we have spoken of this power in church, but are we really sold on its value?
- C. How does God turn on this power?
  - 1. By preaching the gospel (**Mark 16:15**).
  - 2. To believe that anything is stronger than gospel is sin!
- D. Want to look at principles that govern how this gospel is preached:

### I. MUST HAVE GREAT EXPECTATIONS.

- A. Jesus knew that some would believe from gospel preaching, thus He said, **“he who believes and is baptized” (Mark 16:16)**.
  - 1. He sent forth with great expectations
- B. How much expectation do you have toward friends, neighbors?
  - 1. Does this same attitude prevent you leaving tracts?
  - 2. Example: The farmer sows with expectations
- C. Heroes of Old Testament couldn't see, but lived in hope (**Hebrews 11:13**).
- D. Faith in Jesus and promises from Word should give us expectations
- E. One of Paul's secrets - expected great things with Christ (**Philippians 4:13; 1:21**).

F. Today, we need to dream our plans and expect great things

1. Teach the gospel, God will give the increase!

## II. MUST HAVE GREAT ENTHUSIASM

A. Enthusiasm is a “must” in turning on power of gospel

1. Closest word to it in New Testament is “ZEAL”

B. Defined: “A burning from within which is reflected from without”

1. If fire is out when we teach, others will feel coldness
2. Without enthusiasm, turn off power
3. Actions may say, “You don’t really want to hear gospel”
4. Must be excited to tell the grand old story

C. Paul had this fire, and all water of ancient world could not extinguish it

1. Paul praised Epaphras for zeal (**Titus 2:14**).

D. How strong is your zeal and enthusiasm toward gospel?

1. Is it attracting or lack of it repelling?
2. Enthusiasm: “powerful as dynamite and contagious as measles” (Ira North).
3. Enthusiasm removes drudgery and “don’t care” attitude

E. Gospel is world’s greatest news story: death, burial, resurrection of Jesus that saves when obeyed!

1. Shouldn’t we be enthusiastic about this?
2. Paul taught that we should (**Colossians 3:23,24**).

## III. MUST BE PERSISTENT

A. Love for gospel will make one persistent like Paul

1. Many will not show interest at first - too busy!

B. We often react with discouragement - “I tried.”

1. It took life threats to drive Paul to another city or being stoned and left for dead (**Acts 14:19,20**).
2. How much discouragement does it take for us?

C. Jesus taught that we should be persistent even in prayer

1. Example: Widow and Judge (**Luke 18:7,8**).

D. Never been easy to teach sinners they are lost and need Jesus

1. Sin is appealing
2. However, “the higher the mountain, the more beautiful the view”



3. Consider the value of the soul (**Matthew 16:26**).

E. Read poem: "When The Game Is Hardest"

#### IV. MUST DO WORK NOW.

A. Even if agree that gospel needs to be preached properly may say, "Someday I will begin" or "When things slow down!"

B. Looking for opportunities is fine, but must also make them happen!

1. Some saved today because someone made an opportunity to teach

2. Therefore, think, pray, plan, and agonize over saving souls

3. Don't be ashamed of the gospel

C. Don't wait for sinner to COME to you, but GO to him!

1. Put the GO back into the Gospel (**Mark 16:15; Matthew 28:19**).

2. Don't wait for preacher, personal work director to plan, this is fine, but go for souls yourself!

3. One on one is also very important

D. Show by your actions that you are not ashamed of the gospel

1. Decide now whether you will GO or STAY with the gospel!

# KEPT

**What Is The Faith?**

**Can The Faith Be Lost?**

**What Can Be Done?**

# THE FAITH

# Don't Let Go!

## LESSON 11

**TEXT:** *"Kept The Faith" (2 Timothy 4:7).*

You probably recognize this little phrase as one of many that belonged to the apostle Paul, but it is one that every Christian should desire to follow. One of the weaknesses found in every century since Christ, is man's failure to "keep the faith." Human thinking has too often been a destructive enemy to "the faith" as set forth in the word of God. There is a pressing need to learn the importance of keeping "the faith." Paul felt it so important that it was one of the things listed that gave him assurance that a crown of righteousness was laid up for him (2 Timothy 4:8). Therefore, let us take a close look at this compliment given Paul that all Christians need in their lives.

### What Is The Faith?

As one studies through the New Testament, there are two ways the word faith is used. First of all, it is used to apply to an individual's belief in God, in Christ, and in the word of God. This type of faith comes by hearing the word of God (**Romans 10:17**). Secondly, the word "faith" is used with the article "the," and is expressed often in the New Testament as "the faith." This refers to the entire system of the teaching of Christ, His church, and the apostles' teaching. Thus, these two uses of the word faith are closely related, because the individual Christian has "faith" in "the faith!"

The Holy Spirit guided Paul to write that there is only ONE faith. As he wrote of the one body (church), one Spirit, one Lord, one God, and one baptism, he said, "**one faith**" (**Ephesians 4:4-6**). This teaching of Paul opposes the teaching of the religious world today. The average religious person believes that there can be MANY faiths, and this belief is backed up by establishing hundreds of different faiths. However, this does not change the biblical fact that the Lord authorized only ONE. Churches of the first century were united

because they had in common this "one faith". Paul and workers traveled over the known world spreading the gospel and promoting "the faith." After they had received the decree from the apostles and elders at Jerusalem concerning the Gentiles and circumcision (Acts 15:22-29), they traveled from city to city preaching the gospel with its saving power (Romans 1:16). What were the results? **"So the churches were strengthened in the faith, and increased in number daily"** (Acts 16:5). Be assured that the same results can be accomplished today when "the faith," in its purity, is preached.

What was this "one faith" that was preached in every city? Paul sums it up as he begins the Roman letter. He identifies himself as **"a servant of Jesus Christ, called to be an apostle, separated to the gospel of God"** (v. 1). Paul continued by showing that the prophets in the Holy Scriptures had spoken, **"concerning his Son Jesus Christ our Lord, who was born of the seed of David according to the flesh, and declared to be the Son of God with power, according to the Spirit of holiness, by the resurrection from the dead, through whom we have received grace and apostleship for obedience to the faith among all nations for his name"** (Romans 1:2-5). Thus, "the faith" is the complete teaching of Christ's birth, ministry, death, burial, resurrection, and how to obey Him. When these Roman Christians obeyed, they moved from being servants of sin, to servants of righteousness (Romans 6:17).

Today, when the same gospel (death, burial, and resurrection) is preached, and the sinner obeys the form of doctrine of these three by dying to sin, and being buried and raised through baptism (Romans 6:1-5), he or she has been obedient to "the faith."

The "one faith" also included the many doctrines of Christ's church (taught by the apostles) that guided the saved to live and worship in the way acceptable to the Lord. The word of God (in its purity) still produces faith IN, and obedience TO "the faith." When the pure word is mixed with man-made doctrines, additional faiths are produced, and these keep individuals from having God and His Son Jesus: **"Whoever transgresses and does not abide in the doctrine of Christ does not have God. He who abides in the doctrine of Christ has both the Father and the Son"** (2 John 9). There is no way that one can change the pure gospel of "the faith" and escape punishment (Galatians 1:8,9). Therefore, all must strive diligently to hold on to "the faith."

### Can "The Faith" Be Lost?

Yes, "the faith" can be lost, and this has been (and still is) man's number one problem down through the centuries. Departure from "the faith" was one of Paul's concerns as he spoke of the future of the church. While meeting with the Ephesian elders, Paul first admonished them to be good shepherds, and then he sounded forth a

serious warning: "For I know this, that after my departure savage wolves will come in among you, not sparing the flock. Also from among yourselves men will rise up, speaking perverse things, to draw away the disciples after themselves" (Acts 20:29,30). This is an example of how a congregation can lose "the faith."

Paul also warned his son in the gospel, Timothy, about those who would depart from "the faith." "Now the Spirit expressly says that in latter times some will *depart from the faith*, giving heed to deceiving spirits and doctrines of demons, speaking lies in hypocrisy, having their own conscience seared with a hot iron" (1 Timothy 4:1,2). In the next chapter, Paul told Timothy another way that some would deny "the faith." "But if anyone does not provide for his own, and especially for those of his household, he has *denied the faith* and is worse than an unbeliever" (1 Timothy 5:8). Paul also reminded Timothy of still another way that some would be lost from "the faith". "For the love of money is a root of all kinds of evil, for which some have *strayed from the faith* in their greediness, and pierced themselves through with many sorrows" (1 Timothy 6:10). Thus, we can see that "the faith" can be lost.

### What Can We Do?

Every generation of Christians has a personal responsibility to study diligently to keep out false doctrines and to keep "the faith" pure. Remember, it is only one step from truth to error, and this one step must be avoided. We may be associated daily with those who do not feel the importance of keeping the word of God, but we must stand up for "the faith" to be right with God. Compromise may seem the wisest course to follow at the time, and standing up for truth may seem to hinder the truth, but this is not true because compromising truth is of the devil!

Peter and John were commanded by the Jewish rulers "not to speak at all nor teach in the name of Jesus. But Peter and John answered and said to them, 'Whether it is right in the sight of God to listen to you more than to God, you judge. For we cannot but speak the things which we have seen and heard'" (Acts 4:18-20). Are you this concerned about standing up for "the faith?"

Why not utilize every opportunity possible to hand someone a gospel tract that teaches the "one faith" concept, and take every opportunity to talk to others about this important truth. Yes, it is unpopular and disturbing, but it is also scriptural! In the words of Jude: "Contend earnestly for *the faith* which was once for all delivered to the saints" (Jude 3), and it can be said of your life, that you, like Paul, "kept the faith."

## DISCUSSION QUESTIONS

1. Discuss the difference between “personal faith” and “the faith.”
2. How has man been able to disobey God, and produce “many faiths”?
3. What is preached when “the faith” is proclaimed?
4. How can a person or church depart from “the faith”?
5. In what ways can we as individual Christians help guard “the faith?”
6. What is meant by “**contend earnestly for the faith**” (Jude 3)?
7. How does one do this today?
8. Explain how Paul kept “the faith.”
9. Note the many struggles, ordeals, and persecutions Paul went through as he kept “the faith” (2 Corinthians 11:25-28).

# Teacher's Notes

## LESSON 11

### INTRODUCTION:

- A. This compliment one of many said about the apostle Paul
  - 1. He truly kept the faith
- B. A weakness in centuries since Christ, failed to keep the faith!
  - 1. Therefore, we need to learn importance of keeping it
- C. Keeping the faith was so important to Paul that he listed it as one of the things that would give him the crown of life (**2 Timothy 4:8**).
- D. In this lesson, we wish to take a look at this important subject

### I. WHAT IS THE FAITH?

- A. Two ways the word faith is used in the New Testament:
  - 1. Individual's belief in God through word (**Romans 10:17**).
  - 2. "The faith" entire teaching of Christ, church and apostles
  - 3. These two types of faith are closely related
- B. Holy Spirit guided Paul to teach "one faith" (**Ephesians 4:4-6**).
  - 1. This opposes concept of religious world - many faiths!
- C. The "one faith" concept united churches of first century
  - 1. Paul and workers taught "one faith" in known world
  - 2. Received decree to preach to Gentiles (**Acts 15:22-29**).
  - 3. Preached gospel (**Romans 1:16**) and strengthened in "the faith" (**Acts 16:5**).

- D. What was that “one faith” that Paul taught?
  - 1. Paul was separated to the gospel (**Romans 1:1**).
  - 2. Then wrote of Christ’s resurrection and obedience to “the faith” (**Romans 1:2-5**).
  - 3. Thus, complete teaching of Christ’s birth, ministry, death, burial, resurrection, and how to obey Him (**Romans 6:17**).
- E. Sinner must obey today death, burial and resurrection (**Romans 6:1-5**).
- F. “One faith” also included the doctrines of Christ’s church, and how to worship and serve.
- G. Warnings against another teaching or gospel (**2 John 9; Galatians 1:8,9**).

## II. CAN “THE FAITH” BE LOST?

- A. Yes, has always been mankind’s number one problem
- B. Paul warned the Ephesian elders about this problem (**Acts 20:29,30**).
- C. Timothy was warned (**1 Timothy 4:1,2**).
  - 1. Some would do so by neglecting family support (**1 Timothy 5:8**).
  - 2. Love of money a cause (**1 Timothy 6:10**).

## III. WHAT CAN WE DO?

- A. Study to keep out false doctrines - keep “the faith” pure
  - 1. Only one step from truth to error
- B. Must stand up for “the faith” daily among those who don’t care
  - 1. Compromise is a great enemy to “the faith”
- C. Follow Peter and John’s example (**Acts 4:18-20**).
- D. Distribute gospel tracts on the “one faith” concept
  - 1. Talk to others when possible
- E. Contend earnestly for “the faith” (**Jude 3**).
- F. Personally keep “the faith”



Well Done,

Good

And

Faithful

Servant



# A Winner for Eternity

## LESSON 12

**TEXT:** *“Well Done, Good And Faithful Servant” (Matthew 25:21).*

Perhaps you recognize this statement from the parable of the talents. Jesus says that the kingdom of heaven is like a man who traveled to a far country, and delivered his goods to three of his servants. To one he gave five talents of money, to another two, and to the third, one talent. While he was away, he expected them to use his money wisely. Two of them did, the man with five, gained five; the man with two, gained two. However, the man with one buried it and presented it to his master without gain. In this parable, Jesus had the master praising the first two with the words: **“Well done, good and faithful servant,”** but the man without gain was called a **“wicked and lazy servant.”**

Why did this man with one talent of money fail? Was it because he received only one? No, each man was given the number of talents according to his ability (**Matthew 25:15**). He was condemned because he did not use his ability to make gain with the one talent. The men with the five and two talents were praised because they were faithful servants with that which belonged to the master.

The lesson for us to learn is obvious—we must use our abilities to do the Lord’s will. He doesn’t expect us to be responsible beyond our ability, but we must do the Lord’s work with what we have. How long has it been since you asked yourself, “Am I a faithful servant?” What has the Lord left us (as His servants) to use, and are we using it? In this lesson, may we consider some important abilities that God wants us to use:

### **(1) Ability To Serve Others.**

There are so many ways in which we can serve our fellowman; however, it becomes easy to make excuses to keep from serving. Some will not serve because they say, “I don’t have enough money;”

“I don’t have time;” “I’m just too tired;” or “let others who are more qualified do it.” The man in the parable gave excuses, but the master did not allow such to excuse him. Isn’t it true that we find time to do those things that we really want to do? Be honest, do you really want to serve others? If you answer, “yes,” then you will lay aside excuses and go to work.

The virtuous woman in **Proverbs 31** was a very busy lady! Have you ever compared your schedule to hers? Was she so wrapped up in helping her family and making money that she did not have time for others? In the list of her many activities we find: **“She extends her hand to the poor, yes, she reaches out her hands to the needy” (Proverbs 31:20)**. She took the time to help others.

### **(2) Ability To Teach.**

First of all, do you have the ability to teach? Before you answer, “think!” If you can tell a Bible story or repeat your best and tastiest recipe, or tell how you did something or made something, you can teach! You can teach children, your neighbors, or Bible classes. Secondly, are you doing it? Do you plan to keep this ability buried securely so that you can return it someday to the Lord unused? Every person has the ability to teach by leaving a gospel tract at a public “waiting room” where people wait to see various professionals. In the malls (nice mall area) bathrooms are good places to leave tracts. Can you mail or leave a tract with a friend? Can you invite someone to Bible class and worship? If you answer, “yes” to any of these, are you doing it?

Is the gospel good news to you? Then why not share this good news with others? Paul was not ashamed of this good news, the gospel (**Romans 1:16**), and felt a necessity to preach it (**1 Corinthians 9:16**). In this same reference, he wrote: **“Yes, woe is me if I do not preach the gospel!”** Paul didn’t bury his ability to teach others. Are you burying yours?

### **(3) Ability To Be A Good Wife.**

In this modern age when marriages are breaking up by the thousands each year, many have come to the conclusion that being a good wife is not so important. However, both the husband and wife have a God-given responsibility to be a good mate. Do you take the time to be with your husband and enjoy life together? In a conversation recently, a man told me as we talked about the problem of so many men leaving their wives and seeking other women, “Why should I seek another woman, when my wife fulfills all my needs at home!” One can say that he has a good wife!

† In a few cases, a husband or wife may be doing everything in their power to be a good husband or wife, and yet their mate still seeks

another. However, this is the exception and NOT the rule. So many who seek another do so because something is missing in their marriage. In **1 Corinthians 7:1-5**, Paul lays down some principles of marriage to be practiced to avoid sexual immorality. He calls upon the husband to **“render to his wife the affection due her, and likewise also the wife to her husband. Do not deprive one another except with consent for a time, that you may give yourselves to fasting and prayer; and come together again so that Satan does not tempt you because of your lack of self-control”** (vs. 3, 5). Even though Paul is referring to the intimate relationship between a husband and wife in this context, the principles mentioned can apply to all areas of married life. Each should ask, “What do I owe my mate to help him/her to be content and happy?”

Do you bury your ability to show love, compassion, and concern because you failed to get your way, or in order to punish him? Do you bury your ability to show love and affection toward him because you are interested in other things? As you consider all the biblical commandments given to wives, do you consider them important or out of date? God will make us give account for refusing to be a good wife or a good husband! (**Ephesians 5:22-23**).

#### **(4) Ability To Be A Good Mother or Grandmother.**

Some feel that the only thing required to be a mother is to give birth, but this is far from the truth. God created woman capable of giving birth, but He also gave her the ability to function as a mother, and both of these are very important. Each child born into this world has two basic needs. He needs the physical love and care of parents, and the spiritual training necessary to love and serve God. Good mothers (and fathers) will take both of these seriously, but those who are not good parents will neglect their responsibility! They will allow their social lives or occupations to deprive their children of these important needs.

Paul recognized the value of a good mother and grandmother when he considered the spiritual training of Timothy. He lovingly wrote to him: **“Greatly desiring to see you, being mindful of your tears, that I may be filled with joy, when I call to remembrance the genuine faith that is in you, which dwelt first in your grandmother Lois and your mother Eunice, and I am persuaded is in you also”** (2 Timothy 1:4,5). Paul could see the strong faith of Timothy, but he knew who had taught it to him!

Are you burying your abilities to be good mothers and grandmothers? Remember, your job is very important, and all the good you do for your children can be seen even into eternity. In regard to your children, be sure it can be said of you, **“Well done, good and faithful servant!”**

### **(5) Ability To Attend All Services.**

So many in the church bury this ability and do not feel that the Lord will be displeased with them, but they are mistaken. The New Testament example of the early church was faithfulness, **“And they continued steadfastly in the apostles’ doctrine and fellowship, in the breaking of bread, and in prayers”** (Acts 2:42). The Hebrew writer called upon his Christian readers to help each other with the problem of failing to assemble. **“And let us consider one another in order to stir up love and good works, not forsaking the assembling of ourselves together, as is the manner of some, but exhorting one another, and so much the more as you see the Day approaching”** (Hebrews 10:24,25).

Did you know that EVERY member is needed at EVERY service of the church? When we are absent, even when it is beyond our control, the church is affected! Just think of the members (every week) who are absent when they could be present. There is a difference between MISSING a service and FORSAKING a service. One may be forced to miss due to illness or because they are out of town, but forsaking means that they are not present because they chose to be absent. There is no way to imagine the Lord saying, “Well done, good and faithful servant” to those who purposely forsake worship to Him.

In the parable, the servants were given talents (money) according to their abilities. However, the use of our spiritual abilities in God’s kingdom is far more important than earthly riches (Matthew 6:19-21). In fact, Jesus used physical money (in this parable) to illustrate His kingdom with its eternal principles. Therefore, live your life so that the Lord will say: “Well done, good and faithful servant!”

### **DISCUSSION QUESTIONS**

1. Why did the one talent man get in trouble with his master?
2. Discuss several ways that Christians can teach the word.
3. What are some of the things that keep women from being good wives?
4. In what ways can husbands and wives help keep each other faithful in their marriage?
5. Define a “good” mother. Grandmother.
6. Why is it wrong to “forsake” the assembly?
7. Define stewardship relative to the parable of the talents.

# Teacher's Notes

## LESSON 12

### INTRODUCTION:

- A. Our text today is taken from the parable of the talents
  - 1. Relate the story of the parable (**Matthew 25:14-30**).
- B. Why did the one talent man fail?
  - 1. Not because he had only one, it was according to his ability (**Matthew 25:15**).
  - 2. Because he did not use what he had
  - 3. Compare rewards of the “two” and “five” to the “one”
- C. Lesson: We must use our abilities to please God
  - 1. Do you ever ask, “Am I a faithful servant?”
- D. We will now consider some important abilities given us that God wants us to use:

### I. ABILITY TO SERVE OTHERS.

- A. Some make excuses instead of serving
  - 1. “I don’t have enough money”
  - 2. “I don’t have time”
  - 3. “I’m just too tired”
  - 4. “Let others who are more qualified do it”
- B. We find time to do what we want to do
  - 1. Therefore, do we really want to serve?
  - 2. How does your schedule compare to the virtuous woman? (**Proverbs 31**).
  - 3. She had time for others (**Proverbs 31:20**).

### II. ABILITY TO TEACH.

- A. Can you teach the word of God?

1. Before you answer, can you teach favorite recipes?
- B. Can you leave a gospel tract at a public waiting room?
  1. Can you give a tract or make a phone call to a friend?
- C. Are you ashamed of the Gospel? Paul wasn't!  
(**Romans 1:16**).
  1. He felt compelled to preach it (**1 Corinthians 9:16**).
  2. Are you burying your talent?

### **III. ABILITY TO BE A GOOD WIFE.**

- A. Our society says that being a good wife is not so important
  1. God's word teaches that it is important
  2. Do you work daily at being the best wife possible?
  3. Example: Man said his wife fulfilled his needs
- B. As a general rule, marriages stay together if both are doing best
  1. There are a few exceptions to this rule
- C. Paul taught husbands and wives to work at keeping marriage pure
  1. Assigned sexual responsibilities (**1 Corinthians 7:1-5**).
  2. This principle applies to all areas of marriage
- D. How much of your failure comes from pride, selfishness, or a desire to punish your mate?
  1. Do these cause you to bury your ability to be a good mate?
- E. Do you consider God's teaching on marriage out of date?
  1. God will make us give account (**Ephesians 5:22-33**).

### **IV. ABILITY TO BE A GOOD MOTHER OR GRANDMOTHER.**

- A. Giving birth is only part of being a good mother
  1. Must function daily as a good mother or grandmother
- B. Each child born has two basic needs:
  1. Physical love and care of parents
  2. Spiritual training to love God
- C. Good parents will take these seriously, bad parents will not!
- D. Paul recognized the value of good mothers and grandmothers
  1. Timothy's training (**2 Timothy 1:4,5**).

- E. Don't bury your ability to be a good mother or grand-mother
  - 1. Your influence affects eternity

**V. ABILITY TO ATTEND ALL SERVICES.**

- A. Do you bury your ability to attend all services?
  - 1. Many do without feeling guilt
  - 2. Example of early church (**Acts 2:42**).
- B. Need to help each other with this problem
  - 1. (**Hebrews 10:24,25**).
- C. Don't forget, **EVERY** member is needed at **EVERY** service
  - 1. Even when impossible to attend, you are missed
- D. Difference between **MISSING** and **FORSAKING** (Illustrate)
  - 1. No way for Lord to say "well done" if forsake worship
- E. This parable was illustrated by talents (money)
  - 1. Our ability to serve - more important! (**Matthew 6:19-21**).
  - 2. Jesus was using money to illustrate His kingdom
- F. Please live so that you can hear "Well done, good and faithful servant" as you live for eternity!





Ⓞ  
**Lord,  
Come!**

**Are You Ready  
For His  
COMING?**

**Much  
ERROR  
Is Taught?**

**Promises Of  
His Second  
COMING!**

**1 Cor. 16:22**

# Blissful Anticipation

## LESSON 13

**TEXT: "O LORD, COME!" (1 Corinthians 16:22)**

As Paul was closing his epistle to the Corinthians, he wrote: **"If anyone does not love the Lord Jesus Christ, let him be accursed."** Then he must have turned his attention to all those who love Him and he said: **"O Lord, come!" (1 Corinthians 16:22).** This was an event that every faithful Christian longed to see, and they coined a single Aramaic word to express it—"Mar-a-nath-a!" Why was this so important, and why should it be important today? Because the hope of every faithful Christian is for the Lord to come again and to receive His own. The way Jesus chose to comfort His apostles before leaving, was with a promise to prepare a place and, **"I will come again and receive you to Myself; that where I am, there you may be also"** (John 14:3).

The apostles followed Jesus as far as they could go, to the mountain where He ascended into a cloud. As they watched Him leave in this cloud, two men in white apparel promised: **"This same Jesus, who was taken up from you into heaven, will so come in like manner as you saw Him go into heaven"** (Acts 1:11). This promise, by the two men in white apparel, was followed by many other promises as we study through the New Testament. Let us study some of these:

### (1) Promises of His Second Coming

Paul promised the Thessalonian Christians that Jesus would come. **"For the Lord Himself will descend from heaven with a shout, with the voice of an archangel, and with the trumpet of God. And the dead in Christ will rise first"** (1 Thessalonians 4:16). He didn't say that He "may descend," but said that He "will descend." Faith cannot be expressed any stronger than this!

Perhaps, due to heavy persecutions, many Christians of the 1st century became impatient in their waiting. **"Therefore be patient,**

**brethren, until the coming of the Lord. See how the farmer waits for the precious fruit of the earth, waiting patiently for it until it receives the early and latter rain. You also be patient. Establish your hearts, for the coming of the Lord is at hand (James 5:7,8).**

The writers of the New Testament were guided to teach the second coming of Christ, but they were not guided to know "when." Therefore, all generations since Christ left the earth, are to be taught that His coming is at hand. This is true whether He returns in their lifetime, or if He tarries many centuries. For you see, the moment we breathe our last breath, time for us will be no more, and as far as time is concerned, the Lord for us has come! If we are prepared, it will not matter whether He comes during our lifetime, or after our death.

When the apostle Peter wrote on the subject of the Lord's second coming, he said, **"But the day of the Lord will come as a thief in the night, in which the heavens will pass away with a great noise, and the elements will melt with fervent heat; both the earth and the works that are in it will be burned up" (2 Peter 3:10).** The thief does not announce his coming—it is unexpected, and so is the coming of the Lord!

The apostle John did not attempt to guess WHEN the Lord would be revealed, nor what we shall be; however, there was one thing that John knew and it seemed to be enough for him, **"But we know that when He is revealed, we shall be like Him, for we shall see Him as He is" (1 John 3:2).** This thought should be the greatest thrill for Christians today.

There has been much error taught about the second coming of Christ, because many have not been content with the teaching of the word. When anyone speculates beyond the scriptures, they are wrong! Basically, we are taught that He will return in the clouds as He ascended (Acts 1:11), at a time when least expected (2 Peter 3:10), all will know of His coming for **"every eye will see Him, and they also who pierced Him" (Revelation 1:7)**, all must appear before Him as a Judge of the good or bad deeds done (2 Corinthians 5:10), and He will come with a shout, with the voice of an archangel, and the trumpet of God (1 Thessalonians 4:16). Remember, if the Lord had wanted us to know more than is revealed in the word, He would have given it!

## **(2) Are You Ready For His Coming?**

This is one of the most important questions that we can ask ourselves as Christians. Are you prepared to the point that you can have the desire, "O Lord, Come?" This is not to say that we can so prepare that the Lord owes us eternal life when He comes. Being prepared means, that we are seeking His church first in our lives, and sincerely showing our love for Him by our daily service. Are you (like Paul) fighting the good fight, and keeping the faith? Yes, we are saved

by grace (Ephesians 2:8), but are we living in such a way that His grace will abide?

The same Bible that pictures Jesus as the Savior of the world also pictures Him as the Judge of all mankind. Paul told the Athenians that God “has appointed a day on which He will judge the world in righteousness by the Man whom He has ordained. He has given assurance of this by all, by raising Him from the dead” (Acts 17:31). Paul is saying that just as sure as Christ came from the dead, is how sure He will judge. Christ’s resurrection is God’s proof that Christ will judge the world. “And as it is appointed for men to die once, but after this the judgment. . .” (Hebrews 9:27). Paul reminded the Roman Christians, “So then each of us shall give account of himself to God” (Romans 14:12). In his second letter to the Corinthians, Paul reminded them, “For we must all appear before the judgment seat of Christ, that each one may receive the things done in the body, according to what he has done, whether good or bad” (2 Corinthians 5:10). In the words of the song, we should answer this question: “Are you ready for that day to come?”

Does the second coming of Christ stir some fear in your hearts? Most of us must answer, “yes” because there are times when we do not feel as close to God as we should. However, the more we love, honor, serve, and prepare for His coming, the less we will fear. Our goal should be to get so close to the Lord that we can say, “MARANATHA” - O Lord, come!

### CONCLUSION

It is the prayer of this author that these lessons have stirred your hearts and lives to greater service. Won’t you agree that if we work to apply these principles daily, our lives will be richer spiritually, we will enjoy a closer friendship with God, and there will be a deep and abiding hope in our hearts?

Once any series of lessons has been studied, the proof of success can be seen ONLY by the way our lives are affected. Please don’t let these biblical principles die within the walls of the classroom. As was suggested in the introduction, review these lessons with your husbands; share them with friends and neighbors. Then allow them to be a part of your life as you serve more faithfully each day in your Christian life. If one soul has been brought even one step closer to the Lord from this study, then all labor and efforts have not been in vain. May God bless you to a greater and richer life of service!

### DISCUSSION QUESTIONS

1. Why is the second coming of the Lord so important?

2. Explain why the early Christians were more anxious for Christ to come than our generation.
3. Discuss why it is enough to be like Jesus when He comes.
4. Why will Christ's coming be a surprise?
5. How does one prepare for His coming?
6. Explain how Jesus will be the Judge of mankind.
7. What is meant by giving account of every deed done in the body (2 Corinthians 5:10).
8. In what ways have you grown spiritually from studying these lessons?

# Teacher's Notes

## LESSON 13

### INTRODUCTION:

- A. In **(1 Corinthians 16:22)** Paul pronounced a curse on those who do not love the Lord Jesus
  - 1. Then he declared: **“O Lord, come!”**
- B. This longing became a part of all Christians
  - 1. Coined an Aramaic word **“Mar-a-nath-a”** to express it
  - 2. Important because it is all Christian's hope
  - 3. Jesus used this hope to comfort apostles **(John 14:3)**.
- C. When Jesus ascended, apostles were promised that He would return **(Acts 1:11)**.
- D. The aim of this lesson is to study some of these promises:

### I. PROMISES OF HIS SECOND COMING.

- A. Paul promised Thessalonians that Jesus would come **(1 Thessalonians 4:16)**.
  - 1. Was emphatic, **“will descend”**
  - 2. This expresses a strong faith
- B. Many Christians must have grown impatient as they waited
  - 1. James asked his readers to be patient **(James 5:7,8)**.
- C. New Testament writers taught second coming, but didn't know when
  - 1. Therefore, all just taught that it is at hand
  - 2. This is true even if centuries after we die
  - 3. Our preparation time is over when we breathe last breath
  - 4. Thus, we must be prepared at all times

- D. When He comes, it will be unexpected
  - 1. **(2 Peter 3:10).**
- E. John didn't know "when" but knew we would be like Jesus
  - 1. **(1 John 3:2).**
- F. Much error taught, but basically we are taught from New Testament
  - 1. He will return in the clouds **(Acts 1:11).**
  - 2. At a time when least expected **(2 Peter 3:10).**
  - 3. All will know of His coming **(Revelation 1:7).**
  - 4. All must appear before Him to be judged **(2 Corinthians 5:10).**
  - 5. He will come with a shout, voice of an archangel, and the trumpet of God **(1 Thessalonians 4:16).**
- G. If the Lord had wanted us to know more, He would have revealed it

## II. ARE YOU READY FOR HIS COMING?

- A. This is one of the most important questions a Christian can ask
  - 1. Do we desire His coming and can say, "O Lord, Come?"
- B. Being prepared means that we seek His church first in our lives
  - 1. Must live in such a way that grace will be applied **(Ephesians 2:8).**
- C. The Bible pictures Jesus as the Savior, but also as the Judge
  - 1. **(Acts 17:31).**
  - 2. His resurrection is proof that He will judge the world
  - 3. Judgment is an appointed time **(Hebrews 9:27).**
- D. Paul taught strongly about the Judgment Day
  - 1. **(Romans 14:12; 2 Corinthians 5:10).**
- E. Need to answer the song: "Are you ready for that day to come?"
- F. Does the thought of His coming stir fear?
  - 1. Yes, especially those times when we are not closest to God
  - 2. The more we love, honor, serve, and prepare, the less we will fear

3. Our goal: So close to the Lord, we can say  
"MARANATHA" - O Lord, Come!

**CONCLUSION:**

- A. Hope that these lessons have stirred your hearts to greater service
  - 1. Must apply these lessons and our lives will be richer spiritually and closer to God
  - 2. Also, our hope for the Lord's coming will increase
- B. Therefore, please do not let these lessons die within the walls of the classroom
- C. Why not share them with your husband and other friends and neighbors?
- D. Even if one soul is touched to be closer to the Lord, this study has been worth the effort.





# **SECTION 2**

## **WORK PROJECTS**



## Treasures From The Heart

Dear Readers:

Benny and I want to personally thank you for choosing our first publication together "Living For Eternity." We have held firmly to the belief as one lives "now" so shall one live in eternity. Prayerfully, we have endeavored to put into this publication, not only study material, but to include other things that usually are not found in ladies' class books. We owe all honor to God, and pray He will be glorified in these efforts.

For over thirty years we have worked hand in hand with various congregations throughout several states. And during those years, it has been our genuine joy to work side by side with some of the best Christian women (and men). It would be impossible to name them all, but without *them* many of these included suggestions, activities, recipes, and projects would have never gotten off the ground. My love and thanks goes to them for the contribution they made to make this publication possible.

As God's women we must and need to study good biblical lessons, but often we seemingly lack self-motivation, ideas, and methods to put these lessons to work in our lives. And this is the reason why "Living For Eternity" came about. We wanted to share with you some things

that can and will work to make you more effective, more productive, and stronger in faith and service as a Christian.

You and I know that life's treasures are not made up of earthly wealth, prestige, nor possessions. . .but are made up of little things. . . little kindnesses, little gestures of thoughtfulness, little courtesies, those little sweet memories that stay and remain in one's heart. Rot, dust, fire, and rust can never take these things away! These are the things that truly count and will endure time. And these are the things we can be a part of—to bring joy and moments of happiness *to others*. Therefore, "Living For Eternity" has three major purposes:

First, to personally help you to grow in *wisdom* and *grace* as you become more knowledgeable of God's teaching for the Christian woman. Striving for heaven is an *everyday* event, and one must depend upon God's direction through His beautiful words.

Second, to personally help you to grow more in service as you reach out to others in simple but caring ways in your own community, town, or city. Wherever you live - that place needs to become *more aware* and knowledgeable concerning Christ's church and where it worships on a regular basis. And you, God's child, *must become involved* in the lives of others! We cannot expect others to obey Christ if we neglect their needs, and neglect to teach them.

Third, to help you be motivated and take those initial steps to *reach out* to the sick, lonely, discouraged, to the elderly, and to children who are poverty stricken, neglected, or who have been separated from natural parents or family. The included and suggested projects, recipes, and handmade items are ways to let them know, "you are not forgotten" and "someone in this world cares." The returned smiles on their faces, will be your treasure for *your heart*. Sincerely, you will discover something "special" is happening to you, too. You will experience a *new joy*, a *satisfaction* that can arouse and stir every hidden quality and talent. Just think! You can have a *new* bright, and *challenging* dimension added to your life. (And that is something that far too many people never experience!)

May God help us all to *awaken* to the needs of others and to sow the everlasting seed of the Kingdom in whatever way we are capable. I shall be praying that each of *you will* use and continue to use your kitchen, your hands, and your heart for our Lord.

With affection to my


A handwritten signature in cursive script that reads "Gwen Bristow". The signature is written in dark ink and is positioned below the typed text.

## This Day Is Mine

This day is mine. . . I only hope that I can fill each golden hour. . . with deeds that help to cheer some heart. . . I trust that somehow I may have the power. . . to comfort souls who may be tired and sad. . . to make some fellow toiler glad. . . to help to bear a fellow traveler's load. . . along life's dusty, long and well-worn road. . . this day is mine.

This day is mine. . . let me be kind and very thoughtful, too. . . until the day is done. . . may I make use of every chance to aid. . . from break of day until the set of sun. . . let me be fair and square to those I meet. . . on country highway or on city street. . . remembering that my task each precious day. . . is that of doing good along life's way. . . this day is mine! —Selected

# She Has Done What She Could



**S** eek first things first.

**E** ndeavor to choose the good things that never pass away.

**R** egard everything you do as for the Lord.

**V** iew life as a one time opportunity.

**E** ngage in good works with all your heart.

The beautiful stories of women like Priscilla, Phoebe, Lydia, Dorcas, and Mary, that anointed Christ, have thrilled the hearts of thousands over the ages because they portrayed such great love through "service." These women continue to warm and enrich our lives as we learn of their tender compassion, their willingness to love and care for others and using whatever was available to them. . . .all for the Glory of God! Their whole lives say to us, "Serve God" and "Serve others."

Therefore, the next section of this book is to stimulate individuals and class groups to display this same commitment. We are living here to serve! For we ARE the servants of God!

Once again, refresh your mind to one of the sweetest stories recorded in Mark 14:3-9. Continue to serve and *to pray* that God can say also of *you*, "She has done what she could" (Mark 14:8).

# “Heart To Heart” Booklet



Figure 1



Figure 2

For: VA Hospital patients, widows, widowers, nursing home patients, home shut-ins.

Or: Use as a favor to honor all senior citizens in congregation. (We also made extra copies to give each person who contributed in making the booklet).

### Supplies Needed:

8½" by 14" red construction paper

8½" by 14" white paper

white, heart shaped lace paper doilies

staples

narrow satin ribbon, pink and red gummed seals, optional

### INSTRUCTIONS FOR CLASS PROJECT.

1. Assign each person to furnish two or more (printed or typed) of their favorite Bible verses, poems, sayings, short articles, inspirational thoughts, even recipes that use heart shaped molds or cutters. But they *must* all deal with the "heart". Old February magazine issues will be of help also.

Example: "When God puts a tear in your eye, it's because He wants to put a rainbow in your *heart*." (This saying was placed within a fancy shaped heart).

2. Make copies of each contributed piece using 8½" by 14" white paper. The group can add color to some of the pages by using gummed seals. Assemble the pages for booklet.

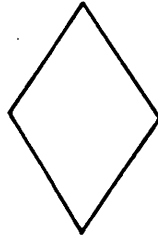
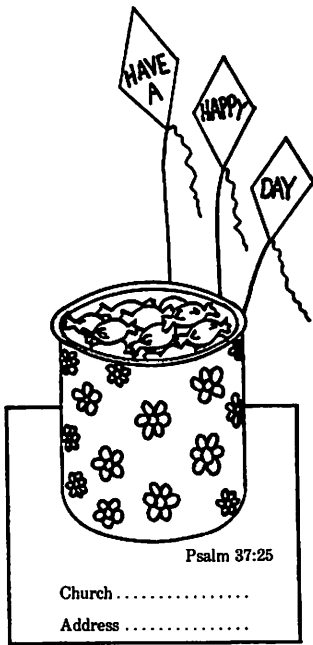
3. For first page in booklet, have someone to trace or draw a large heart. Print in the center, "Especially for You." Let each participant print their name anywhere within the heart. (If class attendance is over 25, let one person print *all* the names so they can overlap names in various directions).

4. At bottom of front page, print out Proverbs 17:22. (Or any other "heart" verse appropriate). Below print church name, address, phone number.


### **INSTRUCTIONS TO ASSEMBLE BOOKLET.**

Cover front:

1. Use one 8½" by 14" red construction paper. Fold in center.
2. Cut various designs from lace heart shape white doily. (Illustrations figure 1 and 2). Or use plain heart white lace doily. Glue doily to center of folded cover front. Glue small satin red or pink bow on lace doily at top or center.
3. Assemble folded pages inside cover front. Staple or punch holes to tie with ribbon at top.



Kite pattern  
(cut 2 for each  
kite design.)



Balloon pattern  
(cut 2 for each  
balloon design.)

## SPRING FAVOR

For: Hospital and Nursing Home patients

### Materials Needed

3 oz. size paper cup  
 light weight poster paper - 3 colors for balloons or kites  
 heavy weight white poster board (for base)  
 white floral tape  
 florist wire, medium gauge weight  
 twine (for kites)  
 felt tip pens, fine liner or razor point, black  
 glue  
 1/2" wide vinyl tape, blue and yellow  
 sugarless individually wrapped candies.

### Instructions:

1. Be sure to get permission from floor Supervisor or Social Service Director before making and taking project. Let them know you are bringing a "sugarless" type favor.
2. To make favor base: cut a 3" by 3" card from heavy weight white poster board. Print Bible scripture with church name and address near *bottom edge* of 3" by 3" card. (For hospital: may put scriptures on a small folded piece of paper placed inside filled cup).
3. Glue bottom of empty cup to the center of 3" by 3" base.



4. Cut out 2 pattern pieces for *each balloon* (or kite) using light weight colored poster paper. (use 3 colors - 6 cut pieces).

5. Using fine line black marker, print greeting words on front side of 3 pattern pieces.

Greeting suggestions: Thinking - Of You - Today

Wishing You - Joy - and Love

Have a - Good - Day

Have a - Nice - Day

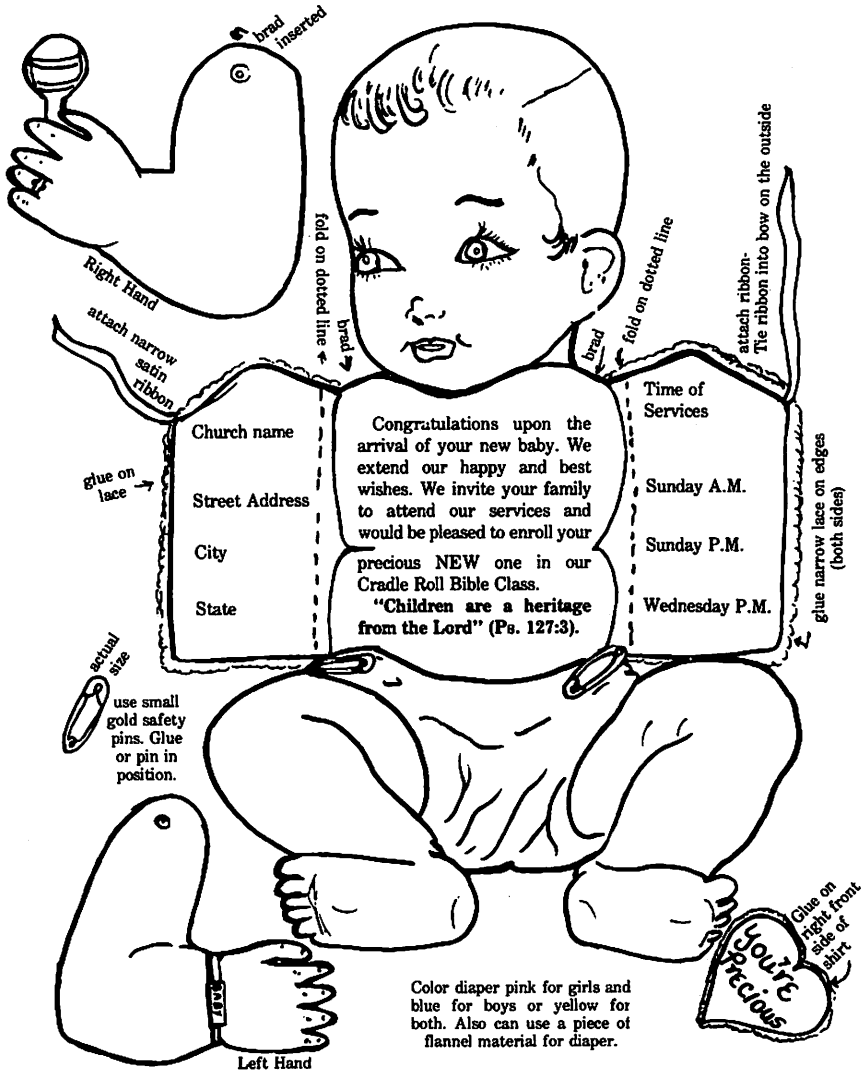
6. Cut 3 pieces of floral wire. Cover with floral tape. Place wire (and small piece of twine if making kites) on the lower end of back pattern piece. Spread glue on back pattern piece and on top of wire (and twine) and attach front pattern piece. (Be sure wire is well caught between the 2 pattern pieces). Let dry!

7. Graduate the lengths of floral wire. Twist the ends of wire together and place at right side under the rim of paper cup. To secure wires, use vinyl tape.

8. Using vinyl tape, pull tape around and under the cup's rim overlapping and securing the ends of the florist wires.

9. Fill cup with sugarless individually wrapped candies. (Will not have to worry about diabetics).

10. Deliver and make short personal visits to each person's room. Afternoon visits are better usually to hospital rooms.



## NEW ARRIVAL'S REMEMBRANCE (attached to baby powder)

# New Arrival's Remembrance

The arrival of a new baby is usually a happy event for most families. Because of this beautiful experience of birth, many others are easily touched by the new and great responsibility of rearing their new child. Therefore, this is a golden opportunity to meet the new mothers (and fathers) and to invite their family and particularly this new one to Bible classes and worship services. Specify that you have a special person (or persons) in your congregation that teaches the cradle roll class, and how much you would like to have their new baby enrolled. Leaving this following suggested hand-made remembrance with them will be a reminder of your invitation plus it will help them to know times of services and address of congregation.

## **Preliminary suggestions:**

1. Ask eldership concerning this idea. Request financial funds to provide baby powder for maternity floor. (Sometimes the entire congregation or certain classes are asked to bring needed item for this project).
2. Check with head nurse on maternity floor as to what hours are best to visit new mothers.
3. Ask if there are any *rooms* you should not visit on the particular day you plan to take project.


## **Items Needed for Project**

4 oz. size (real) baby powder  
White and brown paper (for those not of white caucasian birth) to make baby pattern  
Felt tip pins, black  
Bits of white narrow lace  
1/4" wide narrow satin ribbon (any pastel colors)  
gold brads  
glue  
Tiny gold safety pens

## **Instructions For Making Favor**

1. If you have access to copy machine, use patterns and cut out to assemble. Or trace pattern, using felt tip pens. Cut out baby pattern from white or brown paper.
2. Using pastel crayons or felt tip markers, color baby rattle, eyes, and heart. (May use actual flannel or solid colored cotten fabric for baby's diaper or color yellow for both sexes).

3. Insert tiny gold safety pins at corners of diaper.
4. Glue narrow lace on the inside edges of shirt and around heart.
5. Glue one piece of narrow ribbon on each side corner of shirt.
6. Print or type greeting message, church name and other needed information indicated on pattern. Cut out and glue this to indicated areas if you do not have a copying machine.
7. Using small gold brads, attach left arm to left side of body; right to right side of body. (Note pattern. The head of the brad will be on *front* side of body).
8. On baby's shirt, fold on dotted lines. Bring shirt toward middle and meet at center front. Tie pastel ribbon into small bow to close shirt.
9. Move and place arms of baby over front of closed shirt.
10. Glue heart to right front side of shirt.
11. Glue back of baby to back of baby "powder." (The baby should sit up when favor is placed on table top).



## The Bear Doll

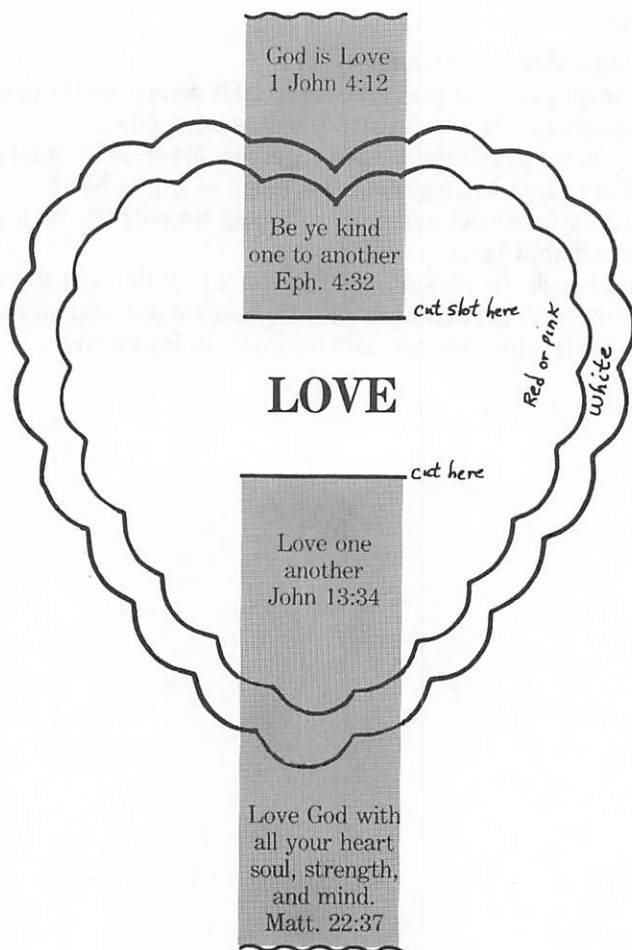
1. Give an hour of your time and visit a home or institution that cares for children or teen girls. Help them to hand sew and stuff these adorable bears. Make it a learning, loving, and sharing experience.
2. Or these can be made ahead of time and taken or sent as a "thinking of you" gift item. There are many classes or groups of handicapped that would thoroughly enjoy this.
3. Why not make some adorable edibles to go along also? Decorated bear cookies or cupcakes decorated on top with a gummy bear or small chocolate candy bears. Hand print a little note to accompany

these: "I'm 'beary' glad we are friends." Include church name and address.

**Directions:**

1. Cut out indicated pattern.
2. Use small pieces of printed cotton, quilt scraps, calico prints or checked gingham. Cut out 2 pattern pieces from fabric.
3. Place fabric pieces right sides together. Machine or hand stitch around bear except leaving a small opening at top of head.
4. Turn bear inside out and stuff with polyester poly-fill. Whip stitch to close opening at head.
5. Around neck, tie ribbon bow. Glue on 2 or 3 tiny silk flowers.
6. Cut out small printed heart. Print church name and address on back. Pin heart with message side on front, to bear's body.

# For Hospitals and Nursing Homes




## A Love Tray Favor

1. Cut largest heart out of white construction paper or use white paper lacy heart doily.
2. Top heart - use red (for men) and pink (for women) construction paper or red lacy paper doily. Glue red heart onto white heart. Cut slots.
3. For each heart - 8½" long and 1 5/8" wide white satin ribbon. Pink ends, print or type verses on ribbon. Weave ribbon through slots.
4. Print name of church and address on back side.



# JOY Baskets



A spring or winter remembrance. One can be made by any individual or many made by a large group.  
FOR: Children, Children's Homes, Nursing Home, VA Hospital or City Hospital patients. (if class or group is small, do only one hospital floor at a time).

## Instructions For Class Project

1. *Before* strawberry season, remind everyone to save the square plastic strawberry containers. (Many local grocery stores will donate). Wash, dry, sack, and store containers until needed.

2. Decide which person or persons are to receive joy basket. Then decide *how many* baskets are needed.

3. Order one or more spiritual tracts that teach about the Lord's church to be placed in *all* adult joy baskets: Stamp or print church name and address on each tract to be included in filled basket.

4. Decide what miniature gift items are to be purchased. (Usually entire congregation can help with this. Place a large box or container in church building lobby to collect items.)

5. Suggested miniature items:

*For Women:* Pocket size facial tissue, small brush - comb, soap, deodorant, lotion, bath powder, lip chap, toothpaste, small note pad, pen or pencil, sprinkled with wrapped sugarless candies and gum.

*For Men:* After shave, cologne, vaseline, lip chap, deodorant, nail clippers, comb, tissue or handkerchief, small note pad, pencil or pen, shampoo, sugarless candies and gum.

*For Children:* (Girls) - Crayons, colored pencils, felt pens, card game, note pad, packages of gummed seals, hair ornaments, shampoo, toothpaste, toothbrush, bubble bath, lotion, knee high hosiery, Bible book marker.



(Boys) - Miniature flash light, colored felt pens, note pad, small toy or cars, shampoo, toothpaste - toothbrush, stretch socks, a "goodie" bar, Bible book marker.

### **Instructions To Complete Basket**

1. Purchase 1/2" wide craft ribbon any pastel colors. Cut 29 inches for each basket. Beginning at basket center, weave ribbon in and out of basket slots. Go around entire basket. Join ribbon ends and tie into bow at center front.

For Spring: Add and glue a sprig of *tiny silk* flowers behind bow.

For Winter: Add and glue a tiny sprig of artificial green holly leaves with red berries behind bow.

2. Fill baskets with miniature items, tract or book marker, and gift card. Gift card should state church name and address. Print scripture verse on card also: "Make a joyful noise to God, all the earth" (Psalm 66:1).

3. Use a cart to deliver baskets. (You will hear all the joyful sounds when each person receives their very own joy basket).

### **Other Ways To Use Joy Basket**

1. Decorate strawberry basket in same manner as above, but fill with individual plastic wrapped *Homemade* cookies, cinnamon rolls, muffins, or candies.

2. Use this scripture on gift card: "A man who has friends must himself be friendly, but there is a friend who sticks closer than a brother" (Proverbs 18:24).

3. Include spiritual tract with homemade goodies.

# Gingerbread Magnet



## **A Gingerbread Magnet**

1. To be used for: children's hospital floors, oncology (cancer) patients, and halfway houses *or* detention correctional facilities for juveniles.

2. If taking to housed juveniles, take along some *real gingerbread cookies* to share. (recipe included in children's section). Call and get permission first for this.

### **Materials Needed**

Small pieces of felt: Tan or *light brown*, dark brown, white, red. Red satin ribbon, white baby size rick rack, glue, scissors, 5/8" diameter, magnet. Black and brown felt-tip pens, fineline point. White heavy weight poster board. Small piece light weight red poster paper.

### **Instructions:**

1. Trace pattern. Cut out pattern pieces: body, head, hat, eyebrows, eyes, mouth, and heart. Pin and cut body and head from tan or light brown felt; hat - white felt; mouth - red felt; eyebrows and eyes - *dark brown* felt.

2. Using pattern, cut heart from red poster paper. With felt tip pen, print words on heart.

3. To make stiff backing for doll, use white poster board and cut out the outline shape of doll. Mount and glue felt pieces in proper places on cardboard doll. Let dry.

4. Draw details on hat, nose, and chin with felt tip pen.

5. Glue small baby size rick rack around doll's body.

6. Glue heart on top of right hand.

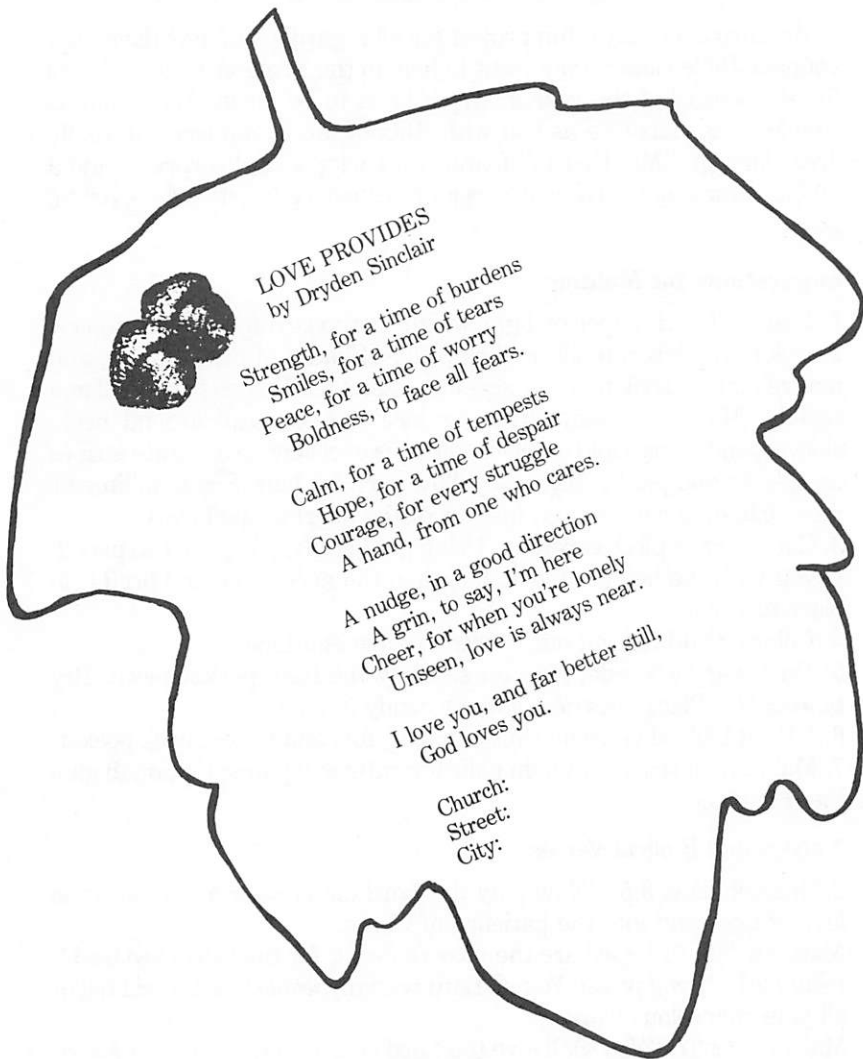
7. Tie ribbon bow. Glue under neck.

8. Glue 2 flat (baby size) pearl buttons under bow.

9. With felt pen, print church address on lower back side of doll.

10. When dry, glue magnet on back in the center area of doll.

# A Fall Remembrance



1. Cut leaves from construction paper using fall colors (light brown, yellow, gold, orange).
2. Print poem or message on leaf.
3. Glue an actual acorn to its shell. Place and glue the acorn at the top of the leaf. (If acorn is small, use two.)
4. Write in name of church, and address.
5. Take to hospital or nursing home patients.

# Mr. “Hearts”

Mr. Hearts is truly a fun project for all regardless of age. (Even the younger Bible classes may want to help in this project). Choose colors for the season of the year in which he is to be given. Make him as simple or as elaborate as you wish. Bits of fabric and lace can really dress him up. “Mr. Hearts” features a back pocket “surprise” and a “biblical message.” He will cheer up a “weary heart” wherever he goes.

## Suggestions for Making:

1. Use cardstock paper or light weight cardboard for pattern pieces.
2. Color and decorate all pattern pieces. Shades of purple, pink, and mauve make a striking color scheme. Pastel felt tip pens are ideal and speedy. May use braid, fabric, or lace bits for trim around neck, sleeves, and arms. Gold or silver glitter is excellent to decorate stripes on sleeves and pants. May use yellow yarn for hair. Small millimeter moveable eyes can be used instead of the heart shaped eyes.
3. Cut out each piece carefully. Using gold brads, join part 1 to part 2. If you wish the head to move, lengthen the neck piece and brad it in place at collar.
4. Color or add felt cut-out hearts to tunic and face.
5. On lower back side, glue on securely the back pocket piece. Dry *thoroughly*. Place *sugarless gum* or candy in pocket.
6. \* Print biblical verse on slips of paper, fold and tuck in back pocket.
7. Make small sized pom pom balls for cuffs and pants; (optional) glue them in place.

## \* suggested Biblical Verses:

2 Thessalonians 3:5, “Now may the Lord direct *your hearts* into the love of God, and into the patience of Christ.”

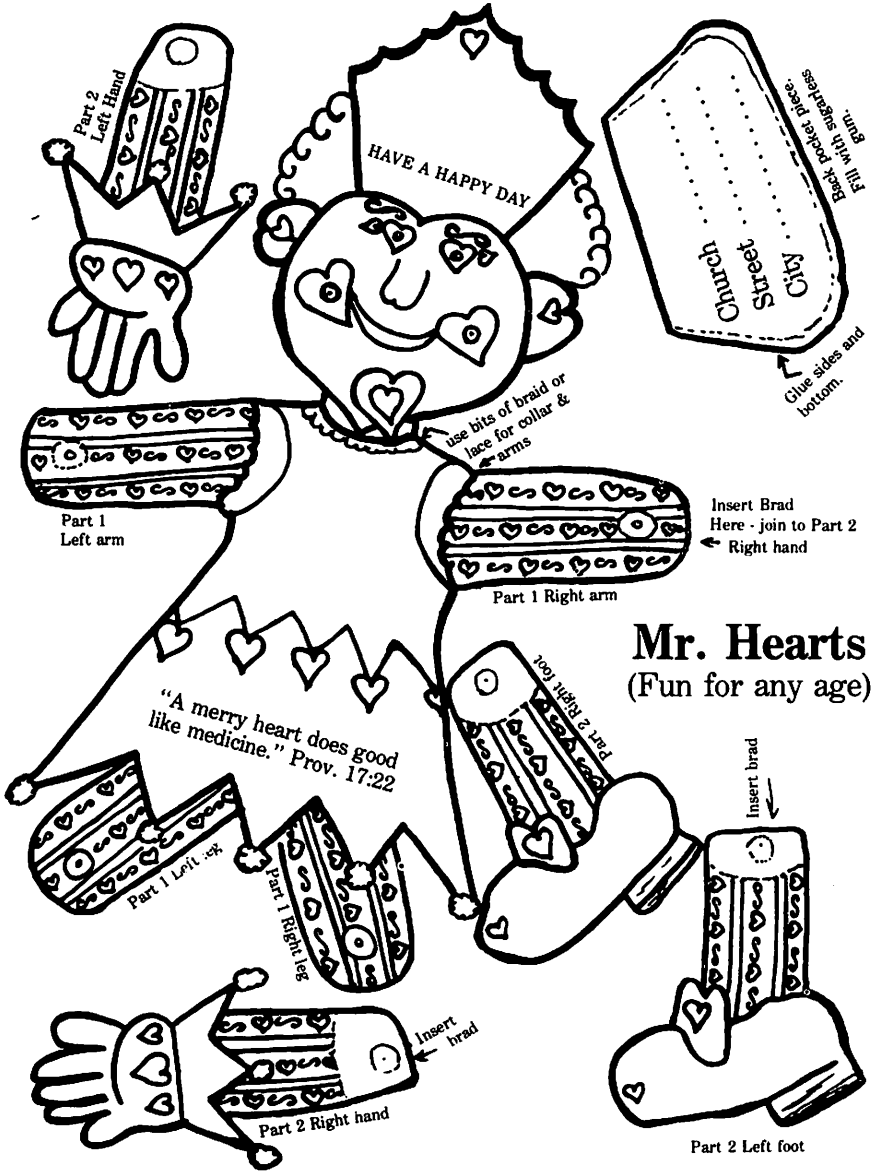
Matthew 5:8, “Blessed are the *pure in heart*, for they shall see God.”

Psalms 9:1, “I will praise You, O Lord with my *whole heart*; I will tell of all your marvelous works.”

Matthew 22:37, “You shall love the Lord your God with all *your heart*, and with all your soul, and with all your mind.”

# Mr. "Hearts"

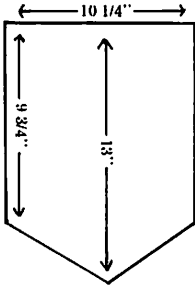
(Fun for any age)



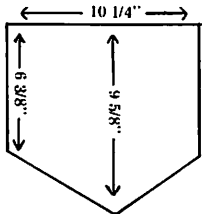
## Mr. Hearts (Fun for any age)

# Gift Packets

## Pattern Pieces and Illustrations



Piece #1  
illustration A



Piece #2 - pocket  
illustration B

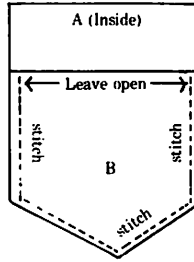


illustration C

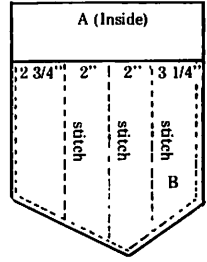


illustration D




illustration E  
illustration F

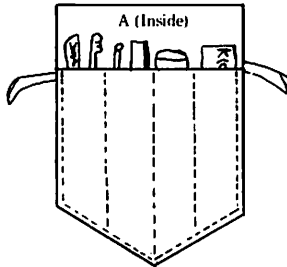


illustration G

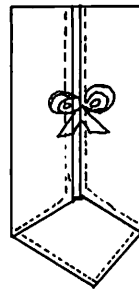


illustration H

## Gift Packets

(For Nursing Home patients or Children's Homes).

**Supplies needed:** Pinking shears, 16 inches of 1/2 inch wide satin ribbon, 22 5/8" by 10 1/2" felt, sewing thread, small gift items, cut-out felt designs, and fabric glue.

### **Directions:**

1. Make and cut out pattern pieces using measurements above. (Note illustrations A and B).
2. Place pattern and pin to colorful felt fabric. Using pinking shears, cut out both pieces.
3. Place pocket piece #2 next to piece #1, matching the pattern points at bottom. Starting at pocket piece, turn under raw edges 1/4" and double stitch side seams and bottom of pocket. Leave open top of pocket. (Note illustration C).
4. Measure and divide the large pocket into 4 smaller pockets (approximate sizes: 1 - 2 3/4 inches, 2 - 2 inches; 1 - 3 1/4 inches). Starting at top of large pocket, stitch by machine to bottom seam allowance for each smaller pocket. (Note illustration D).
5. Cut two - 8 inch pieces of satin ribbon. Turn felt packet over. Measure 6 1/4 inches from top of pocket down side seams. Pin or mark for ribbon placement. Fold under one end of one ribbon piece, stitch 1/2 inch from edge of packet. Repeat procedure for other ribbon piece. (Note illustration E).
6. Decorate *center section* only of back piece with a cut-out felt design: flowers, animals, birds, balloons (use real thread for streamers), silhouettes, clowns, etc. These can be purchased or handmade. Glue designs in place allowing 2 inches on each side. (Note illustration F).
7. Turn packet over. Fill the 4 pockets with \*small or miniature gift items. Include a gift card with scripture verse, church name, or giver's name. (Note illustration G).
8. Bring each side of the packet to the center. Tie a ribbon bow to secure filled gift packet. (Note illustration H).

#### \* Suggested miniature Gift Items

*For Nursing Home Patients:* FOR LADIES - Pocket size Kleenex, small comb - brush, lotion, bath powder, chapstick, vaseline, deodorant, religious tract on "Loneliness, Aging, Worry, etc. FOR MEN - After shave, cologne, comb, deodorant, toothpaste, chapstick, Kleenex, religious tract (above).

*For Children's Homes:* FOR GIRLS - Hair ornaments, colored pencils, felt pens, gummed seals, small notebook - ink pen, perfume, toothbrush, bath oils, shampoo, finger nail polish, hosiery, candy, jewelry. FOR BOYS - Small notebook - ink pen, small calculator, felt pens, shampoo, cologne, tiny flash light, candy, toy, toothbrush.



# A "Smilie" Goodie Bag

(Filled with nutritional plus spiritual goodies)

Suggested for Children's Homes, Nursing Home patients, and a project for professional friends (Doctors, nurses, beauticians, mail carriers, pharmacists, etc.).

## Needed Supplies:

- \* Homemade nutritional treats
- White or yellow *double folded* tissue paper
- Ribbon or braid to tie Smilie Bag
- Black construction paper for eyes and mouth
- White paper lunch or grocery bag
- Gift card
- Staples
- Glue
- Spiritual tract, Bible bookmarker (for adults)
- Bible bookmarker, *small* Bible story book (for children)



## Directions:

1. Using a white paper bag, fold the top half of bag inside. This will *add* strength for this container.
2. With staples attach one piece of white or yellow tissue paper to *each side of the white bag*. (There will be 4 double sheets of tissue paper). See Illustration 1 on next page.
3. Fill with \*goodies, tract, or book, and bookmarker. Gather the tissue paper at top, tie with a bright ribbon or piece of braid.
4. Cut out eyes and mouth. Glue on to form a face on one side of tissue paper. Glue name card with favorite Bible verse on back side.
5. Deliver with a *smile* on *your face*. (Cheerfulness is catching).

## \*Suggestions of nutritional goodies:

Homemade oatmeal cookies. . .decorated with raisins to create a "Smilie" face. Or vegetable muffins or \*fruit muffins. Include plastic knife with a small jar of jelly or jam.

Small sized fresh fruits. . .plums, peaches, strawberries, apples. Roasted nuts or seeds (pumpkin and sunflower are delicious). Or old-fashioned popcorn balls wrapped individually in plastic wrap. Gather and tie each on top with bright colored ribbon.

Or packages of homemade party snack mix and granola dried fruit-nut mix. (Any of these combinations will put a S-M-I-L-E on the receiver's face).

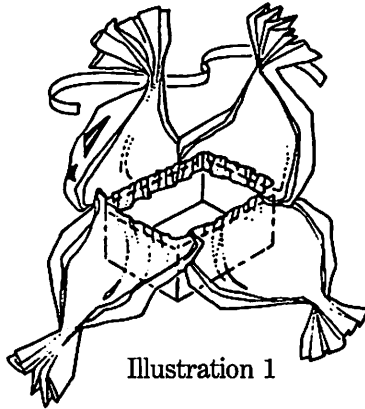


Illustration 1

### \*GWEN'S PUMPKIN-RAISIN MUFFINS

1 $\frac{2}{3}$ cups plus one tablespoon of all purpose flour, divided	$\frac{1}{4}$ cup undiluted evaporated milk
1 teaspoon baking soda	$\frac{1}{3}$ cup shortening
$\frac{1}{2}$ teaspoon baking powder	1 cup firmly packed light brown sugar
$\frac{1}{2}$ teaspoon salt	1 teaspoon butter flavoring
1 teaspoon cinnamon	$\frac{1}{2}$ teaspoon vanilla nut flavoring
$\frac{1}{2}$ teaspoon cloves	1 egg
$\frac{1}{4}$ teaspoon nutmeg	1 cup golden raisins
1 cup cooked or canned pumpkin	$\frac{1}{2}$ cup pecans (chopped)
	Streusel Topping *

#### Directions for baking:

1. Combine one cup flour, soda, baking powder, salt, and spices. Set aside.
2. In small mixing bowl combine pumpkin and milk. Stir and mix well.
3. Combine  $\frac{2}{3}$  cup plus 1 tablespoon of flour with raisins and nuts. Stir and coat well.
4. Cream shortening and sugar in large mixer bowl until light and fluffy. Add egg and flavorings. Beat well into creamed mixture.
5. Into the creamed mixture, add flour mixture alternately with pumpkin mixture; blend well after each addition.
6. Stir in raisins and nuts.
7. Fill paper lined muffin tins  $\frac{3}{4}$  full. Sprinkle streusel mixture over top of each muffin.
8. Bake at 350 degrees for 25 to 30 minutes or until toothpick comes out clean.

(Continued on next page)

**\* Streusel topping**

- 2 tablespoons flour
- 2 tablespoons sugar
- ¼ teaspoon cinnamon
- 1 tablespoon butter or oleo

Combine flour, sugar and cinnamon. Cut in butter until mixture is crumbly. Sprinkle on top of muffins before baking.

**\*ZUCCHINI MUFFINS**

- |                                |                         |
|--------------------------------|-------------------------|
| 1 cup sifted all-purpose flour | 1 cup sugar             |
| ½ cup whole wheat flour        | 1 egg plus 1 egg white  |
| ½ teaspoon salt                | ½ cup oil               |
| ½ teaspoon baking soda         | 1½ cups grated zucchini |
| ⅛ teaspoon baking powder       | 1 teaspoon vanilla      |
| ½ teaspoon cinnamon            | ½ cup chopped pecans    |

**Directions for baking:**


1. Preheat oven to 350 degrees. Grease muffin tins lightly with oil or non-stick spray.
2. Mix all dry ingredients together in a medium size mixing bowl.
3. Beat eggs slightly. Add eggs, oil, and vanilla to dry ingredients. Blend well.
4. Fold in zucchini. Stir in nuts.
5. Fill muffin tins ¾ full. Bake 15 to 20 minutes.

---


\* Thanks to Butch Krutchik's idea that inspired me for this year round "Smilie" Goodie Bag.

\* "Reprinted from the November 13, 1984 issue of Family Circle Magazine. Copyright © 1984 THE FAMILY CIRCLE, INC."

# Hospital Tray Favors



Glue on a peppermint stick or chocolate candy roll. (cut around thumb to insert) Glue on fabric tie.  
 Make bears from tan card stock, color darker or use cut-out felt for eyes, circles on paws and feet.



Glue on a small lollipop or peppermint stick (cut around thumb to insert)  
 Glue on lace around collar and tiny bow at top of the head.  
 Make bears from tan card stock, color darker or use felt for shaded areas.

# Acorn Lapel Pin

*A FALL SEASON FAVOR - for Hospitals and/or Nursing Homes.*

**Supplies Needed:** Fall colors construction paper (red, orange, yellow, gold), one small gold safety pin, 2 actual oak acorn shells, 2 - 3/8" pom pom balls, 10 inches of gold cord or yarn, spray paint (optional).

1. Cut out oak leaf name tag from construction paper. Print biblical verse, church name and address on leaf. Lightly mark veins on leaf.

**Suggested biblical verses:** Ecclesiastes 3:1; 2 Timothy 4:2; 1 Thessalonians 5:1,2.

2. Punch a 1/8 inch hole in the center of the base of each acorn shell. Spray paint shell or leave in natural color. (Illustration #1).

3. Cut 10 inch length of cord on yarn. Bring ends together and insert the folded end into the center of one pom pom ball. Secure yarn by tying a knot at the base of the pom pom. (Illustration #3).

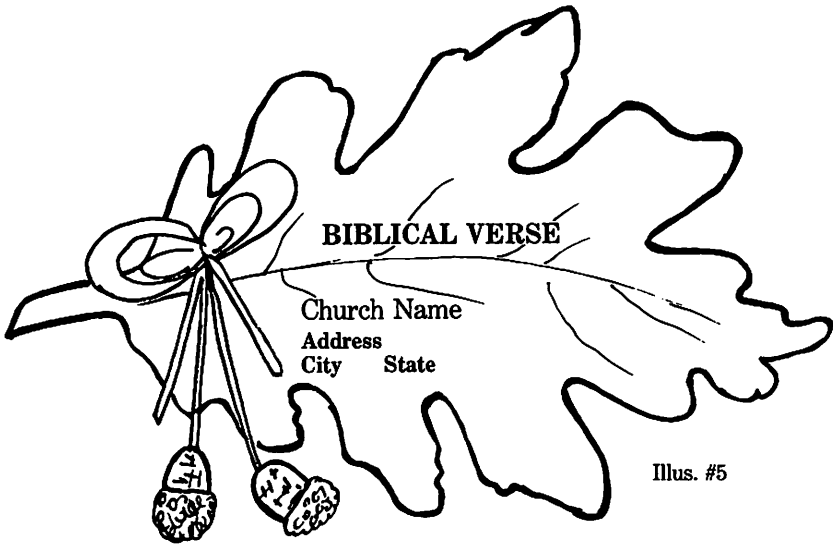
4. Repeat this procedure for the other pom pom ball and acorn shell.

5. Using the yarn, make a bow tying the 2 finished acorn - pom pom balls together. This completes the fall lapel pin. (Illustration #4).

6. With a small gold safety pin, attach finished lapel pin to the printed oak leaf. (Illustration #5).


7. Carry the finished fall favors to the hospital or nursing home in decorated fall baskets. Attach and secure more colored leaves (silk or paper type) around the edges and on the sides of a grapevine or cane woven basket. Tie a large fall colored bow to the basket handle. This makes a cheery container and easy to carry from room to room.

# Acorn Lapel Pin



Illus. #5

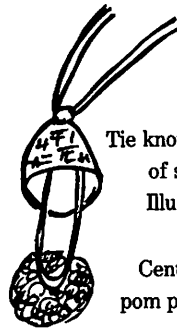
Oak leaf name tag pattern



Illus. #4

Make 1/8" hole  
in acorn shell

Acorn Shell  
Illus. #1



Ills. #2

Tie knot at base  
of shell  
Illus. #3

Center of  
pom pom ball

## Love Is-A-Good-Cook's Secret Ingredient


### Cookie Recipe Treasures

Everyone, young and old, loves cookies and everyone has a favorite. But as an extra incentive and to help get you started on a "cookie bake" for "others," I have included some of my own *treasured recipes*. Although most of you will have your own recipes, avid bakers are always looking for some new ideas to add to their collection. Therefore, I have tried to feature several different types of cookies that are great for family nibbling and sharing at nursing homes, with children's homes or with shut-ins.

Your cookie gift packaging can be as fun as the baking! Use your imagination and look around in your kitchen cabinets for containers you may already have: Fill old or new glass fruit jar or glass juice bottle (with wide mouth). Cover its top with a wide circle of pretty calico fabric pinked around its edges, and tied onto jar with pretty ribbon and a bow. Or you can use small inexpensive straw or hand made grape vine basket lined with a colorful table napkin. Or what about all those plastic type containers that you may have collected? Fill them and dress them up with eyelet trim, ribbon, or braid, or with a colorful party napkin. If you have some square plastic baskets that strawberries came in, they are ideal! Just weave in and out some pretty ribbon, glue on a sprig of flowers or miniature pine cones, tie a bow at the front, and this will make a special looking gift box to carry anywhere.

At discount stores during the holiday seasons, stock up on paper gift boxes and colorful paper type sacks. Filled with cookies and with a bright bow attached, they are a welcomed sight. In all packages, be sure to include a small *gift card*. The card should state church name along with a biblical verse or an inspirational thought. Both will bring such cheer to those we are remembering.

Have sweet and happy memories in your kitchen! Remember as the house fills from those wonderful smells of baking, they're going up to God as well. He will see you *sharing, caring, and loving others!*



# Treasured Cookie Recipes

## CHOCOLATE DIPPED NUT LOGS

(A delicious log shaped cookie)

### Ingredients:

2¼ cups sifted all purpose flour	1 teaspoon butter flavoring
½ teaspoon salt	1 - 6 oz. package semi-sweet chocolate morsels
1½ sticks margarine, softened	2 cups chopped fine pecans or walnuts
¾ cup sugar	
1 egg	
1 teaspoon vanilla flavoring	

\* Chocolate Coating for logs (recipe below)

### Directions for baking:

1. Set oven temperature at 350 degrees.
2. Sift flour and salt together in small mixing bowl.
3. Beat together margarine, sugar, egg and flavorings. Blend in flour mixture gradually. Stir in semi-sweet chocolate morsels.
4. On lightly floured wax paper shape dough into small log shapes (approximately 2 by ½ inch). Place logs on ungreased cookie sheet.
5. Bake in 350 degree oven for 12 to 15 minutes, or until light golden brown. Cool thoroughly.
6. Dip each end of the log cookie into \***Chocolate Coating**. Roll ends in chopped nuts. Place carefully on wax paper until chocolate sets. Remove cookies—store or serve.

\***Chocolate Coating:** Melt together 1 package (12 oz). semi-sweet chocolate pieces and ¼ cup margarine using double boiler method over hot water. Stir until smooth and blended well. Can add 1 table-spoon of margarine at a time if mixture become too thick during coating process.

## SPICE BARS

### Ingredients:

¾ cup cooking oil	1 teaspoon soda
¼ cup honey	1 teaspoon cinnamon
1 cup sugar	1 beaten egg
2 cups plain flour	1 cup nuts (chopped fine)
¼ teaspoon salt	

(Continued on next page)



### **Directions for Baking:**

1. Mix cooking oil, honey, and sugar. Cream thoroughly.
2. Mix together flour, salt, soda, cinnamon. Gradually stir these dry ingredients into oil, sugar and honey mixture.
3. Add beaten egg and nuts. Mix well.
4. Press mixture into greased 8 inch square pan. Bake 20 minutes at 350 degrees.
5. Spread frosting as soon as it is taken from oven.
6. Cut into small bars after cake is cooled.

### **Frosting for Spice Bars**

1½ cups powdered sugar	1 tablespoon melted oleo
¼ teaspoon vanilla extract	2 tablespoons water

Mix all ingredients together. Stir until smooth and creamy. Spread immediately on cake when removed from oven.

### **MACAROON KISS**

#### **Ingredients:**

½ cup butter or margarine	2 teaspoons orange juice
1 package (3 oz.) cream cheese, softened	1¼ cups unsifted all purpose flour
¾ cup sugar	2 teaspoons baking powder
1 egg yolk	¼ teaspoon salt
1 teaspoon almond extract	5 cups (or 14 oz.) flaked coconut
1 teaspoon vanilla extract	1 - 9 oz. package milk chocolate kisses

#### **Directions for Baking:**

1. Preheat oven to 350 degrees.
2. Cream butter, cream cheese, and sugar until soft and fluffy. Add egg yolk, extracts, and orange juice; beat well.
3. Combine flour, baking powder, and salt. Add gradually to creamed mixture and blend well.
4. Stir in 3 cups coconut. Cover mixture and chill about 1 hour.
5. Shape dough into small one inch size balls. Roll into remaining coconut. Place on ungreased cookie sheet.
6. Bake at 350 degrees for 10 to 12 minutes. (lightly browned on bottom).
7. Take from oven and push a milk chocolate kiss into center of *each cookie*. Allow to cool for one to two minutes.
8. Carefully remove from cookie sheet. Cool thoroughly before storing. Makes about 4½ dozen.

## PEANUT BUTTER BARS

### Ingredients:

1/2 cup chunky style peanut butter	1 1/2 teaspoons baking powder
1/3 cup vegetable shortening	1/2 teaspoon salt
1 1/2 cups firmly packed brown sugar	1/4 cup milk
2 eggs	1 teaspoon vanilla flavoring
1 1/2 cups unsifted all purpose flour	1 teaspoon butter flavoring

### Directions for Baking:

1. Grease 14 x 10 x 1 inch pan or a jelly roll pan. Preheat oven to 350 degrees F.
2. Cream peanut butter and shortening in large mixing bowl. Beat in brown sugar. Add eggs one at a time and beat well until mixture is creamy and soft.
3. Combine flour, baking powder, and salt in small bowl. Set aside.
4. Combine milk and flavorings in a small cup.
5. Alternate dry ingredients and milk to the cream mixture. Beat until well blended.
6. Spread mixture into greased pan. Bake at 350 degrees for about 20 minutes. Cool and frost.

### Frosting For Bars:

1/4 cup vegetable shortening	1/3 cup plus 2 1/2 teaspoons milk
2/3 cup chunky style peanut butter	1/2 cup semi-sweet or milk chocolate pieces
3 cups confectioners sugar	

### Frosting Directions:

1. Place peanut butter and shortening in large bowl and cream thoroughly.
2. Add sugar and milk alternately to creamed mixture. Beat until smooth and fluffy.
3. Spread frosting on cooled baked cookie base.
4. Melt over a low heat in a small saucepan the chocolate pieces.
5. Using a spoon, drizzle the warm chocolate back and forth over the frosting in a *line design*. Refrigerate until chocolate firms. Cut in bars to serve.

## GLAZED DATE-NUT BARS

¼ cup vegetable shortening	¼ cup milk
½ cup packed brown sugar	1 cup unsifted all purpose flour
1 egg	½ teaspoon baking powder
1¼ teaspoons grated orange peel	¼ teaspoon soda
¼ cup orange juice or pineapple- orange	½ cup chopped dates
	½ cup finely chopped nuts

### Glaze Recipe:

1 cup powdered sugar	2 teaspoons grated orange peel
4½ teaspoons orange juice	

### Directions for Cookie base:

1. Preheat oven to 325 degrees F. Grease a 9 by 9 by 2 inch pan.
2. In large bowl, cream shortening and brown sugar. Add egg and orange peel. Beat until creamy.
3. Combine orange juice and milk in a cup.
4. Combine all dry ingredients together in a small bowl.
5. Alternately, add dry ingredients and juice mixture into the creamed mixture. Mix until well blended.
6. Stir in dates and nuts.
7. Spread in greased pan. Bake about 20 - 23 minutes or until toothpick inserted comes out clean. Cool in pan.
8. Glaze the cookie base. Let set and cut into bars.

### Directions for Glaze:

1. Combine orange juice, peel, and sugar. Stir until mixture is smooth.
2. Pour over cooled cookie bars. Spread to cover entire top. Cut into bars.

## FORGET ME COOKIES

2 egg whites, slightly beaten	pinch of salt
⅔ cup superfine sugar	1 cup chopped nuts
1 teaspoon vanilla	Food coloring, optional
1 - 6 oz. package semi-sweet chocolate morsels, *(save some for decorative use).	

### Directions for Baking:

1. Preheat oven to 350 degrees F. Using aluminum foil cover cookie sheets.
2. Beat egg whites in small bowl until foamy. Gradually beat in sugar till meringue forms stiff peaks. (add food coloring if using colors for special event).

(Continued on next page)

3. Stir in vanilla and salt. Gradually adding chocolate morsels and nuts.
4. Drop cookie meringue by teaspoonfuls onto cookie sheet. \*Garnish each with one chocolate piece on top.
5. Place in 350 degree oven. Turn oven off and close door. (DO NOT open oven for at least *6 hours or overnight*. Just go off and forget them!)
6. Remove cookies from cookie sheet to storage container or serving plate.

## MEXICAN WEDDING COOKIES

(I've used this recipe over 30 years)

2 cups all purpose flour	dash of salt
1 cup oleo, softened	1½ cups chopped pecans or walnuts
½ cup sugar	confectioner sugar for rolling cookies
2 teaspoons vanilla	

### Directions:

1. Cream oleo and gradually add sugar until mixture is very blended. Add vanilla.
2. Slowly add flour and salt to creamed mixture.
3. Stir in chopped pecans.
4. Preheat oven to 325 degrees F. Roll dough into 1 inch size balls, place on cookie sheet about one inch apart. Bake for about 15 to 20 minutes.
5. On a piece of wax paper, place confectioner sugar. While cookies are warm, roll each and *repeat* when slightly cooler.
6. When cookies are cooled completely, sprinkle some powdered sugar in bottom of container before storing. Store in *tightly* covered container. Makes about 5 dozen.

(I have also added some mini chocolate morsels to the above recipe to give a "little extra" something to part of a batch being made).

## GRANNY'S SUGAR COOKIES

### Ingredients:

1 cup granulated sugar	6 cups all purpose flour (not sifted but fork stirred)
1 cup powdered sugar, sifted	1 teaspoon cream of tartar
1 cup cooking oil	1 teaspoon baking soda
1 cup oleo, softened at room temperature	1 teaspoon salt
2 teaspoons vanilla	* sugar for sprinkling tops
2 large eggs	

### Directions for baking:

1. Cream together oil, oleo, and sugars.
2. Add eggs and vanilla to creamed mixture. Beat well.
3. Sift and add all dry ingredients gradually to creamed mixture. Mix cookie dough well.
4. Shape cookie dough into ball and wrap with plastic wrap. Refrigerate overnight
5. Preheat oven to 325 degrees F. Grease lightly large cookie sheets.
6. On lightly floured surface with floured rolling pin, roll half of the dough at a time to  $\frac{1}{4}$  inch or to  $\frac{1}{8}$  inch thick. With floured cookie cutters, cut dough into desired shapes. \*Sprinkle cookies with sugar or bake them plain to be frosted. Bake at 350 degrees F. for about 8 to 12 minutes or until golden. Remove from pan to wire racks to cool. Repeat with the other half of dough.

### Frosting:

$\frac{3}{4}$ cup confectioner's sugar	Your favorite food colors
1 tablespoon water	

### Directions:

1. In small bowl, stir confectioner's sugar and water until smooth, (or can add some lemon juice for a tangy flavor). Spoon some of the frosting into other small bowls and add desired food colors. Spoon or brush on colored frosting.
2. May use colored sugar crystals, silver decors, or with decorating tips, decorate cookies to suit your own fancy.
3. Let frosting dry about 30 minutes. Store cookies in tightly covered containers before time to pack for friends.

## PRALINE COOKIES

### Ingredients:

1 pkg. of Keebler Graham Crackers	1 cup light brown sugar, packed
2 sticks oleo, melted	1 cup chopped fine nuts
	1 teaspoon vanilla

### Directions for Baking:

1. Line a buttered 11 x 17 inch cookie sheet with the squares of graham crackers. Break cookie sections into fourths.
  2. In small saucepan, melt oleo and sugar. Bring to a rolling boil and boil for two minutes.
  3. Remove from heat. Add nuts and vanilla. Stir well quickly.
  4. Pour mixture over graham crackers and bake for 10 minutes in a 325 degree oven. Cool completely.
  5. Carefully loosen edges of the cookies around the pan. Turn over gently and carefully cut into small bite size pralines.
  6. Place right side up when ready to store or serve.
- (Makes lots of these - they won't last long!)

## CINNAMON - NUT STRIPS

(These are yummy)

### Ingredients:

½ lb. butter or 3 sticks	1 teaspoon cinnamon
whipped oleo	1 teaspoon vanilla
1 cup sugar	1 cup nuts, (chopped very <i>fine</i>
1 egg, separated	or ground)
2 cups flour	

### Directions for Baking:

1. Cream butter and sugar together.
2. Add egg yolk and vanilla. Stir well.
3. Add flour and cinnamon. Mix well.
4. Pour mixture into a 10" by 15" unbuttered cookie sheet using spatula and hand to spread mixture.
5. Brush top with egg white. Drain off any excess egg white.
6. Sprinkle top with chopped or ground nuts.
7. Bake in 300 degrees over for about 50 minutes. Cut in 1" by 2" strips while hot, then remove each strip from cookie sheet.
8. Store or serve.

## PEPPERNUTS (Pfeffernisse)

(A spicy German favorite recipe)

### Ingredients:

$\frac{3}{4}$ cup sugar	$\frac{1}{4}$ teaspoon salt
$\frac{2}{3}$ cup dark corn syrup	$\frac{1}{4}$ teaspoon cardamon (spice)
$\frac{1}{4}$ cup milk	1 teaspoon anise extract
$\frac{1}{4}$ cup shortening	$\frac{1}{2}$ teaspoon vanilla
$\frac{1}{2}$ teaspoon baking powder	5 cups all purpose flour
$\frac{1}{4}$ teaspoon ground cloves	* Confectioners sugar for rolling
$\frac{1}{4}$ teaspoon white pepper	

### Instructions for Baking:

1. Combine sugar, corn syrup, milk, and shortening in a saucepan. Heat to boiling. Remove from heat and cool.
2. Stir in all spices, white pepper, baking powder, salt, anise extract and vanilla.
3. Gradually add flour to make a stiff dough. Knead in the last addition of flour. Chill the dough.
4. Shape dough into  $\frac{1}{4}$  inch thick rolls on a board that is slightly dusted with sifted confectioner's sugar. Cut each roll in pieces about  $\frac{3}{8}$  inch long. Place pieces on cookie sheet.
5. Bake at 375 degrees for 8 to 10 minutes. Let cool 1 to 2 minutes before removing peppernuts from cookie sheet. Roll while warm in confectioners sugar.
6. When cooled thoroughly - store or eat!

## DATE PINWHEEL COOKIES

### Ingredients - Cookie mixture:

$\frac{1}{2}$ cup oleo or butter	1 teaspoon vanilla
$\frac{1}{2}$ cup light brown sugar	2 cups sifted all purpose flour
$\frac{1}{2}$ cup granulated sugar	$\frac{1}{4}$ teaspoon baking soda
1 egg	

### Ingredients - Date filling:

$7\frac{1}{4}$ oz. package pitted and chopped dates	dash of salt
$\frac{1}{4}$ cup sugar	$\frac{1}{3}$ cup water
	1 cup chopped pecans

### Directions for Baking:

1. Cream butter and sugars. Add egg and vanilla.
2. Gradually add sifted flour and baking soda. Stir and mix well. Chill dough until firm enough to roll.

3. While dough is chilling, prepare filling: Combine dates,  $\frac{1}{4}$  cup sugar, salt and  $\frac{1}{3}$  cup water in a small saucepan. Simmer for 5 minutes, stirring often. Add chopped pecans. Mix well and let mixture cool.
4. Divide chilled dough into 2 parts. Roll half of dough at a time on floured board of waxed paper. Roll into a 9 by 12 inch rectangle to  $\frac{1}{4}$  inch thick.
5. With a spoon, spread date filling over the rolled dough. Starting from long side, roll dough tightly as for a jelly roll. Wrap each roll in wax paper. Chill overnight.
6. Slice rolls into  $\frac{1}{4}$  inch slices. Place on *lightly* greased cookie sheet. Bake at 375 degrees for 10 to 14 minutes to golden *light* brown. Cool for a few minutes and remove from cookie sheet.



# A Sharing Event. . . .

## Home Baked Cookies

This can be such a fun and successful project if it's organized to avoid confusion. It gives *everyone* a chance to be together socially, and to work together for the Lord's sake. And it is certainly a beautiful and rewarding project to remember those who are shut-ins, in the nursing homes, or for those elderly folks who do not or cannot bake for themselves.

This event can go off without a hitch, if the group will follow some simple tips. Perhaps making and giving a copy of these tips will benefit everyone. Select one or more ladies to act as leaders or organizers of this project. This will help to keep everything running smoothly. These ideas have worked so well over the years, but if you can improve them in anyway, please do so and let me know.

(1) Determine *how many* ladies (participants) want to be involved. (The more the merrier - and more assortment of cookies you will have). *Decide* and *designate* which individuals, group, or groups you will be supplying "home baked" cookies.

(2) Designate the date, time, and place for this cookie event. If the group of participants is large in number, plan to meet in a facility where several tables can be set up.

(3) Determine how many people you want to prepare cookies for and how many cookies you will need. Usually 5 to 7 cookies per person will make a pretty "goodie package." Assign each participant *how many dozens she will need to bake at home* and bring to the event to be packaged.

(If you are planning this project for nursing home patients, check with the *Social Service Director* or *Dietitian* about the number of patients and number of diabetic patients. Usually diabetic patients are allowed some angel food cake slices. Never leave anyone out. *Everyone* will be so pleased to be remembered!)

(4) Ask for volunteers to bake only *angel food cake* for *diabetics*. (We use boxes of cake mixes for this). Usually 3-4 large slices of angel food cake per patient will make up into a pretty package.

(5) In church bulletin or printed hand outs, *remind* ladies of how many dozen cookies they are to furnish on a specific date of this event. Also, ask each one to furnish an *extra ½ dozen* or more to be used on the refreshment table when the main project is finished.

(6) Ask for a couple of *volunteers* to set up a small refreshment table with punch, coffee, or hot spiced tea. Let them be responsible for serving the extra ½ doz. cookies that each participant brings.

(7) Gather these four needed supplies one week or two weeks ahead before the event:

Quart size plastic food bags - cookies will be placed in them at time of event.

Name tag cards - these can be bought or made. In bold lettering - print the church name, address, and a biblical message. (If you make them, you can color designs or add colorful gummed seals). Punch *hole* in one end of card so the ribbon can be pushed through it and tied to the finished package.

Pre-cut *crinkle* type *paper ribbon* - to cut cost, choose this type of ribbon for a large project. But you may choose a more expensive kind. Cut ribbon is 28 inches long for each package. We used *two colors* of ribbon on each package. . .red and white; pink and white for winter season; yellow and white; green and white for spring and summer seasons, and yellow and orange for fall.

Large cardboard boxes or baskets - to place gift packages in to be delivered.

(8) Each participant is to bring her cookies to the event in boxes or containers *marked with her name*. (This prevents containers from getting lost and makes sorting easier). She is to separate the cookies for the project and for the refreshment table.

(9) On the specific date of event, set up 3 or more tables to be used in an "assembly line" fashion. Encourage all ladies to be a part of the assembly line: Place exact number of plastic bags at one end of each table to total the specific number needed. Place open containers of cookies in the middle section of tables. Be sure there is an assortment of cookies. And at the farthest end of table, place the pre-cut ribbon along with the name tag card. Tie the ribbon near the top of plastic bag, tie on name tag card, and make a bow leaving long ribbon streamers. Packages are now ready to box and deliver.

(10) On another table, do the same "assembly line fashion" procedure for the angel food cake slices. (An electric knife works great to cut the cake slices). Packages are now ready to box and deliver.

(11) Ask for volunteers to deliver the packages at their convenience. They can use a utility cart at the nursing homes to make individual deliveries. (This way, they get to see and greet *each patient* with the gift).

(12) To conclude this event, encourage participants to circle the prepared refreshment table and enjoy the tasty treats. This will be a time to visit with one another; and to come away with a good feeling in heart. . .you have shared yourself, your time and talents with others. And that is God's plan for His children!

# Thoughts For A Better Week

Live a simple life. Simple things are best and nourish the soul.

Think constructively - act calmly.

Be grateful daily for God's love and goodness and His constant care.

Master your moods. Do not let evil or depressing thoughts overcome you.

Give! The only things you ever really keep are the things you give away.

Put God first in your life and in your home.

Remember others. Be concerned for their welfare, their happiness, and *their* peace of mind.

Cultivate a hobby. . .shell collecting, sewing, gardening, or whatever. Be a more interesting and relaxed person.

Have a goal daily and try to achieve it.

Pray! And pray some more.

Laugh! Find the humor in life and share it.

Love! The gift of love is the greatest gift of all.

# COOKIES for the CHILDREN



There are always children in towns and cities all across our country that do not get treats often. If you do not know of such a case, personally check with the local charitable agencies for names and street addresses where you can take home baked items. Also remember that you can mail (or take) baked items to the Children's Homes in your area and to those *college students* away from home. What a lovely way to tell a child that you are thinking of them! Be sure to include a gift card with church name, address and a biblical scripture printed on it. (Who knows - one of these children could be a *faithful* Christian all because you cared enough to remember).

**SOMETHING SPECIAL JUST FOR CHILDREN (and of course, older folks too).**

**CHOCOLATE KISS SURPRISES**

**Ingredients:**

- |                           |                                   |
|---------------------------|-----------------------------------|
| 1 cup peanut butter       | 1 teaspoon baking powder          |
| 1 stick oleo, softened    | 1 teaspoon cinnamon               |
| 1 cup brown sugar, packed | 1¾ lb. bag chocolate Kisses candy |
| 2 eggs                    | Confectioner sugar (to roll       |
| 1 cup all purpose flour   | each cookie)                      |

**Directions:**

1. Cream peanut butter, oleo and brown sugar together.
2. Beat in eggs, add flour, baking powder and cinnamon. Mix well.
3. Chill dough for 30 minutes. Take teaspoonful of dough and wrap around each candy Kiss.
4. Place on cookie sheet and bake at 350 degrees for 12 to 14 minutes. Remove from cookie sheet while warm and roll in confectioner's sugar. Cool on wax paper before storing.

**ORANGE SLICE COOKIES**

**Ingredients:**

- |                           |                                    |
|---------------------------|------------------------------------|
| 1½ cups white sugar       | 1½ teaspoon baking powder          |
| 1½ cups light brown sugar | Pinch of salt                      |
| 1 lb. margarine           | 3 cups quick cooking oatmeal       |
| 3 eggs                    | 2 cups coconut                     |
| 3 cups all purpose flour  | 1½ cups chopped nuts               |
| 1½ teaspoon soda          | 1 lb. orange candy slices, chopped |

**Directions:**

1. Cream margarine; add sugars and mix well.
2. Beat in eggs one at a time.
3. Add flour, soda, baking powder, and salt. Mix well.
4. Gradually add oatmeal. Stir in coconut, nuts and chopped orange candy.
5. If mixture seems a little dry, add one tablespoon of cold water.
6. Spread mixture on cookie sheet or 12 by 18 by 1 inch pan.
7. Bake about 12 to 15 minutes or until done at 350 degrees.
8. Cut into squares when cooled.

## GUM DROP COOKIES

### Ingredients:

1 cup shortening	3½ cups flour
2 cups brown sugar	1 teaspoon soda
2 eggs	1 teaspoon salt
½ cup water	3 cups cut up gum drop candies (do not use the licorice).
1 teaspoon cinnamon	

### Directions:

1. Cream shortening, sugar, and eggs.
2. Mix dry ingredients together. Add alternately to creamed mixture with the water.
3. Add gumdrops last. Stir well. Chill one hour.
4. Drop by small teaspoonfuls on greased cookie sheet.
5. Bake at 350 degrees for 8 to 10 minutes. Cool.
6. Remove from baking sheet to cool thoroughly on wax paper before storing or serving.

## PRETTY CATHEDRAL WINDOWS (Or Rainbow Slices)

(A No-bake recipe)

### Ingredients:

½ cup milk chocolate morsels	3 cups miniature <i>colored</i> marshmallows
1 beaten egg	
½ cup sifted confectioner's sugar	½ cup coarsely chopped pecans 1 cup flaked coconut

### Directions:

1. Melt chocolate pieces over low heat or double boiler method. Cool 5 minutes.
2. Blend in sugar and egg well.
3. Stir in colorful marshmallows and nuts until well coated with chocolate mixture.
4. Remove mixture onto waxed paper. Shape mixture by hand in a 15 inch log.
5. Spread coconut on wax paper into a 16" by 18" rectangle. Transfer log onto coconut. Roll log in coconut to coat completely.
6. Chill for several hours or over night.
7. Cut log into ¼ inch slices. Slices are ready to serve. (Such a pretty cookie that children can't resist).

## CHOCOLATE CRINKLES

### Ingredients:

½ cup shortening	2 cups all purpose flour
1⅔ cup sugar	2 teaspoons baking powder
2 teaspoons vanilla	½ teaspoon salt
2 eggs	⅓ cup milk
2 - 1 ounce squares unsweetened chocolate, melted	½ cup chopped nuts Confectioner's sugar

### Directions:

1. Cream shortening and sugar. Add vanilla.
2. Beat in eggs and the melted squares of chocolate.
3. Sift together dry ingredients and add alternately with the milk. Mix well.
4. Add chopped nuts. Stir thoroughly.
5. Wrap and chill dough for three hours.
6. Pinch off dough and form into ½ inch balls. Roll balls in confectioner's sugar.
7. Place on greased cookie sheet 2" to 3" apart. Bake at 325 degrees for 10 - 12 minutes. Cool and remove from pan.

## STRAWBERRY JAMMIES

(Easy and have a delectable filling of strawberry jam).

### Ingredients:

¾ cup butter or oleo, softened	2 cups self rising flour
1 cup sugar	1 cup chopped pecans
2 egg yolks	½ cup plus 3 tablespoons of strawberry jam
1 teaspoon vanilla extract	
1 teaspoon butter flavoring	

### Directions:

1. Cream butter or oleo and add sugar. Beat until light and fluffy.
  2. Add egg yolks, vanilla and butter flavoring. Beat well. Gradually add flour, stirring mixture thoroughly. Add and stir in pecans.
  3. Pat half of dough mixture in a greased 9 inch square pan. Spread jam evenly over dough in pan. By tablespoonfuls, drop remaining dough over jam. Spread dough evenly.
  4. Bake for 1 hour at 325 degrees. Cool and cut into bars.
- Yields: 2 dozen.

(Children can enjoy helping make these)

## PEPPERMINT NELLIES

### Ingredients:

$\frac{2}{3}$ cup vegetable shortening	$\frac{1}{2}$ teaspoon baking powder
$\frac{1}{4}$ cup sugar	$\frac{1}{2}$ teaspoon salt
$\frac{1}{4}$ cup firmly packed brown sugar	1 teaspoon vanilla flavoring
1 egg	1 teaspoon butter flavoring
$1\frac{1}{2}$ cups unsifted all purpose flour	* $\frac{1}{2}$ cup crushed peppermint canes

### Directions:


1. Cream shortening and sugars in a medium size bowl until light and fluffy. Beat in egg well.
2. Combine flour, baking powder, and salt. Gradually blend into creamed mixture.
3. Stir in crushed candies. Shape dough into small marble size balls (about 1").
4. Lightly grease cookie sheets and bake cookies at 350 degrees F. for about 10 to 12 minutes. Remove to cooling racks. Cool completely before storing.

\*Notice: Peppermint *canes* work easier than the round disc type. Place the canes in a plastic bag, secure top, and break canes into small pieces with a mall hammer or rolling pin. (Any child will love to see this done!)

## GINGERBREAD MEN

### Ingredients:

$5\frac{1}{2}$ cups all purpose flour	$\frac{1}{2}$ teaspoon nutmeg
1 teaspoon baking soda	1 cup shortening
1 teaspoon salt	1 cup sugar
2 teaspoons cinnamon	1 cup Grandma's Molasses (brand)
1 teaspoon ginger	1 egg
1 teaspoon cloves	1 teaspoon vanilla



### Directions:

1. Sift all dry ingredients together in a medium size bowl. Set aside.
2. Cream shortening and sugar in large bowl until fluffy light.
3. Add and beat in molasses, egg and vanilla.
4. Stir in  $\frac{1}{3}$  of the flour mixture at a time. Stir well after each addition until dough is blended and soft. (Use a wooden spoon for stirring).
5. On a lightly floured surface, roll out  $\frac{1}{4}$  of dough at a time. Roll to  $\frac{1}{8}$  inch thick for thinner crisper cookie or  $\frac{1}{4}$  inch thick for a chewy

(Continued on next page)



cookie.

6. Periodically, dust the cookie cutters with flour. Cut out dough with favorite size cookie cutter.

7. Place 1 inch apart on ungreased cookie sheet. Bake at 350 degrees for 8 minutes or till firm not browned.

8. Cool for a few minutes and remove from cookie sheet. Place on wax paper to cool. Serve plain or decorated in a pretty basket lined with a red checked cloth napkin. (I use a 1½" tall gingerbread cookie cutter, which makes about 21 dozen. They are so cute placed in sleigh baskets, and all type small baskets for those special holidays).

### A "FUN BAKE" IDEA.

Children need other Christian adults to look up to! To enjoy and learn from! If you love children and have a kitchen table large enough to accommodate several, invite them to come and have a "fun bake" at your home. Assign each child to furnish certain ingredients for this cookie bake. (This will make them feel a part of the planned activity). Be sure to plan to make enough, not only to eat but enough to make several small packages to carry to someone else. This will be a sharing event as well. While cookies are cooling, let them help clean up. Then serve punch or soft drinks and eat heartily!

They will remember this always!

**Another treat for the children. . .(and adults can't resist their either). . .**

### CANDY - POPCORN CAKE


1 cup butter or margarine	½ pound roasted peanuts
1 pound marshmallows	1 pound small gumdrops
5 quarts popped corn	(remove black licorice)

#### Directions:

1. In a large saucepan or Dutch oven, melt butter and marshmallows over a low heat. Stir constantly while melting.
2. Add popped corn, peanuts, and candies. Stir well until all is blended with marshmallow mixture.
3. In a well greased 10 inch tube pan, press mixture.
4. Chill until mixture is firm in pan.
5. Invert onto cake board (for serving) or onto serving plate with lace paper doily.

#### Recipe Idea

This popcorn cake is a hit *any time* of the year! In the fall, use candy corn or orange and yellow gumdrops. In the winter, use red cinnamon candies, and in the spring, use multicolored jelly beans.



## Let's Talk

### Hospitality

Now let's do some serious thinking about another area of Christian service. How long has it been since you have had other *Christians* in your *home*? For any type of fellowship, or for a meal, or a shower, or even for cheese and crackers? Be honest! Wouldn't you say that this is one of the *weakest areas* we have as godly women. . .sharing our homes with others? We have begun to *believe* our own excuses - our job, our busy schedule, our children's school activities, our other social functions, and the list could go on and on. Yet, God's *words* are just as explicit on this matter as it is on other things. "And above all things have fervent love for one another, for love will cover a multitude of sins. *Be hospitable to one another without grumbling*" (1 Peter 4:8,9).

We must not become so selfish and sit back to let a few in the congregation *host* all of the Christian activities in "their homes." Please think about this! Right now, let your mind recall even this past year of those who seemingly were responsible for the baby showers, the wedding showers, the visitation team meetings, the adult and youth get-togethers, etc. Won't you agree that the *same people* are those shouldering these activities, and these same people are those who consistently use their homes, their time, and their money? Certainly they may enjoy doing these things, but we can have the same responsibility of service as they do. They can not "serve" for us nor we for them. Please let's not be so indifferent on this matter. There are so many ways we can share our homes with others. Let's open the heart and open the door of our homes.

# Give a Great Get-Together

The following are several ideas that you can do that do not require a lot of preparation and expense:

## “A STEW BREW”

Invite as many as you can accommodate. (Use TV trays if necessary). Suggest to each lady or couple to furnish one (or two) ingredients you plan to put into the Big Stew Pot. (Usually everyone is delighted to help with this and can even bring extra bowls from home).

While the stew is simmering, everyone can visit or play games. You can furnish the coffee, tea, and perhaps one large dessert. This makes a great winter time get-together for young and old. Use a large canning type cooker to simmer the stew.

## CROCK CHILI NIGHT

This is a very informal get-together. Ask each couple to furnish their favorite *batch of chili*. Bring them hot already prepared in crock pots. All you have to do is plug the pots in when they arrive. Have assorted crackers and raw vegetables. You've got a fun meal to serve buffet style, and very little clean up afterwards. (everyone takes home their dirty crock pot!)

## “PO-BOY NIGHT”

Let everyone bring their favorite sandwich fixin' and a loaf of unsliced bread. (You may want to furnish the sandwich spreads, iced tea or coffee, and perhaps one refrigerator type dessert or chilled fruit for dessert. Wait until after guests arrive, then cut breads and let everyone serve themselves to fix their own po-boy sandwich.

## “LO - CAL” NIGHT

Invite guests to bring their favorite low calorie salad and one box of party crackers in a pretty basket for the buffet table. There will usually be a large variety of salads, but everyone likes the meat ones. . . turkey, chicken or fish. Be sure to plan on one or more of these. Usually there will be jello type salads, and fruit salads so there is no need to be concerned about baking or making dessert. Furnish cold and hot drinks and the event is set!

## “WINTER TIME COOKIE SWAP”

Start by asking 4 or 5 guests. To this event, ask each person to bring one dozen homemade cookies *for each person* including the donor. (Each person takes home a dozen and a dozen will be used on the party refreshment table). Have each guest to bring her containers and lids marked with *her name* plus an extra container to take her cookies home in.

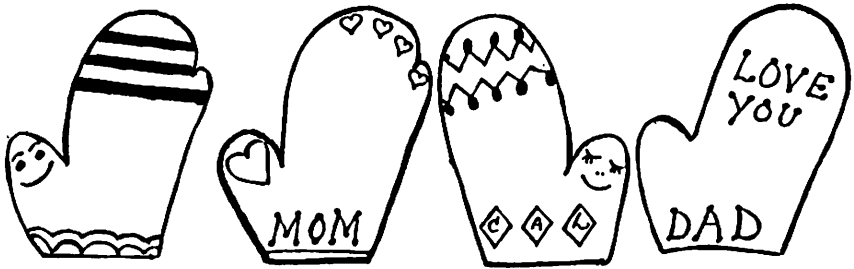
Most women enjoy swapping recipes as well so ask each lady to bring copies of their cookie recipe. (You can staple these into booklets before they leave for home).

Separate the dozen cookies for the party refreshment table. With hot spicy punch or coffee, your winter party is planned.

Then arrange the other cookies in their containers on another table. Ask the ladies to select a dozen of each type of cookies (except her own) to enjoy later with her family at home.

This event is an ideal way to get better acquainted with *new people*. The group is small and therefore, there's more opportunity to get to know each other better, and a “time” to learn the *needs* of others.

# Cookie "Hands" Party



(Great for a children's class activity or a fun Saturday with some "wee friends." Children love to draw their hands so they'll love this!)

**Hostess:** Assign each child to help by bringing one ingredient or item for this.

\* Furnish white poster board and pencil for each child to trace *outline* of their hand. (Do not separate fingers). Cut out shape to be used as a cookie pattern. Each child will make 4 cookies, two to eat, and two to take home to share! Send home a note that reads, "From hands that love you."

## Ingredients:

½ cup oleo, softened	½ teaspoon salt
½ cup granulated sugar	1½ teaspoons baking powder
2 large eggs	1 teaspoon butter or coconut flavoring
2¼ cups all purpose flour	1 teaspoon vanilla extract

Decorating Icing Tubes: Pink, green, light blue, white, brown, yellow.

## Directions:

1. In a large electric mixer bowl, cream oleo and sugar. Beat in eggs well.
2. Add flour, salt, baking powder to mixture. Mix well.
3. Add to mixture, flavorings and extracts. Mix thoroughly.
4. Cover cookie dough and chill in refrigerator. While chilling, let children make their hand pattern.
5. On a lightly floured surface, roll dough ¼" thick. Using each child's pattern, cut out 4 with a dull knife. (Two for them to eat and two to take home).
6. Place cookies one inch apart on a lightly greased baking sheet. Bake 8 to 10 minutes or until golden brown in a 350 degrees F. oven.

7. Remove baked cookies to a wire rack and cool completely.
8. Using decorating icing tubes, let children decorate the cookie hands. (Note illustrations). When icing sets, wrap each hand cookie in plastic wrap to take home to share with Mom, Dad, or Grandma, etc. Include note with child's signature.

### ALL HANDS ON DECK


This is a rich learning experience and fun for children. . . . \*a morning breakfast and devotional out on a sunny deck or patio. (I have done this even with those as young as Primary Dept). The hostess plans the menu and sends notes home by each child as to this activity and lists what needed items or ingredients they are to furnish. Pre-organize utensils and kitchen tasks before children arrive. Assign two or three children to each task rotating them to each phase of the meal preparation. (It's amazing how well they will respond and help!)

When food is ready, serve outside on a deck using colorful *nautical* paper products for a fast clean up. Afterwards, play outdoor games and end with a spiritual devotional with theme of "God's Beautiful Creation." Let each child participate in the devotional. This will be a special memory that will linger with them for a life time.

\*Suggested menu: Blueberry Muffins, Cinnamon Rolls, Sausage Balls, Little Sizzler's Sausages, Assorted Fresh Fruit, Orange Juice, Milk.

**"The wise and gentle love of a teacher, the eager love of a small child. . . simple blessings."**

# Are You Bored At Being YOU?



## IDEAS THAT CAN *CHANGE* YOUR LIFE

1. Remember that you alone are responsible for yourself and to God.
2. Set Goals. Put reminders everywhere. Reminders to remember others. . . To serve others!
3. Concentrate on these goals, not your limitations.
4. Be in *control of your life*. Ask God to help you discipline your life.
5. You must begin today what you would like to accomplish tomorrow.
6. Remember, it takes time—BE PATIENT. . . and pray some more!
7. Visualize what you want to be like tomorrow.
8. Remember: YOU create the success in your life.
9. Say to yourself each day, "To change my life, I must first *change my thinking*."
10. Keep in mind that good habits can be learned.
11. Don't let a temporary setback discourage you; keep climbing and keep praying.
12. Success is both the knowledge of what to do and the commitment to do it. So study God's words daily.
13. Be so strong that nothing can disturb your peace of mind.
14. Smile—you are a special person! A cheery disposition causes others to smile.

# Other Services With Great Rewards

## “Love Inspirational Scrapbook.”

1. Buy a ready made scrapbook or hand make one. To make scrapbook: Have each class person to furnish one or more copies of their favorite poems, hymns, Bible verses, inspirational thoughts or articles. Be sure their name is also on each piece they furnish. (Make extra copies of these for later uses). If anyone has old interesting photographs of by-gone memorable days, include these also.

2. Compile these copies and glue them onto white 20 lb. plain paper. Decorate the pages using colorful gummed seals or cut out designs from inside *old greeting cards*. (ask entire congregation to help supply these cards).

3. Use colorful cardstock to make booklet cover front and back. Decorate booklet cover with fronts cut from old greeting cards, using appropriate greetings: “Thinking Of You,” “To Bring You Cheer,” etc.

4. On lower corner of booklet, state church name and *date*.

5. Staple or tie booklet with satin ribbon.

6. Give to any of the following: As an appreciation gift to: Missionaries, retiring Bible teachers, elders - wives, minister. For someone who is bereaved or has had a long illness. For any faithful aged Christian.

These scrapbooks become more cherished with each passing year. They are a beautiful way to say, “We Love You.”

## HAVE A “BARNABAS WEEK” (Read Acts 4:32-37).

Barnabas is one of the most remembered saints for his great generosity and unselfish spirit. His name alone means “Son of Encouragement.” Plan to encourage someone everyday that particular week.

**Suggestions:** Take a Bible tape and cassette player to someone - nursing home residents, hospital patients, shut-in, or new convert. (You can do this on your way to grocery store).

Send a “Thinking of You” card to a person who has the responsibility of caring for someone who has had a long illness.

Send a card to a nurse or doctor who has shown great concern or care for someone who is ill or has deceased.

Buy a Bunch of Bananas (note all the “B’s” for Barnabas). Keep several bananas attached to main large stem. Tie a bright bow around



the stem, and attach your favorite banana recipe (punch a small hole in recipe card and use ribbon to tie recipe to bow). Make deliveries to some special folks!

Go to one or more persons after each service during this week. Give *sincere* praise or encouraging words. All of God's children need to be encouraged.

Get the names and addresses of all *new converts*. Send a note or a "congratulatory card" on their new birth. (These "new babes" need encouragement and attention).

Write *one person* a note telling them the influence they have had on *your* life. Give "roses" while they are still alive!

Have a "Compassion - Bake Day" (only to be used for non-members). Plan a date that will be suitable for each participant. On that day have everyone to prepare casseroles or baked items that can be frozen. \*Make gift cards to accompany these items that will be used. Have someone to zone and mark off your town, city, or community. Give a copy to each participant. Those in each zone are responsible to organize and provide food items when a tragedy, a serious illness, or death affects that zoned area. (This gives an opportunity to represent the church in these areas and to meet non-Christians). "Therefore, as we have opportunity, *let us do good to all, especially to those who are of the household of faith*" (Galatians 6:10).

\* Illustrations of Gift Cards to make:

<p><b>We Love! We Care!</b></p> <p>Church name .....</p> <p>Address .....</p> <p>Phone .....</p> <p>(Bible verse)</p>
---

<p><b>We Care About You!</b></p> <p><b>We Share Your Grief!</b></p> <p>Church name .....</p> <p>Address .....</p> <p>Phone .....</p> <p>(Bible verse)</p>
---

### **Newspaper Follow-up.**

Send sympathy cards to the families of those listed in the local newspaper obituary column. Be sure church name and address is stated on card.

### **Start A Jail Ministry**

At your city or county jail, make personal contact with jailer, warden or prison authority as to what is being done "spiritually" for incarcerated women (and men). Ask what can be made available in regard to women's Bible study time. (Sometimes two women are allowed to visit each cell - talking with each prisoner on "one to one." But other prisons allow only group Bible study time once a week or month). Jail work can produce fruit and especially if there continues to be a "follow-up" once the prisoner has been released. Offer Bible Correspondence Courses!


Bible Correspondence Courses are *very effective* in this type facility. Many prisoners have time on their hands and this effort will help supply that need plus open doors to further teaching by mail.



“Our Father who art in heaven. . .Give us this day our daily bread”  
(Matthew 6:11).

Oh! That wonderful smell from fresh *baked bread!* If you have lived on a farm or near a city bakery, you, too have fond memories of that delightful aroma. Or perhaps you may be one of those talented home-makers that continuously provide this commodity for your own family’s needs. (You are to be commended for keeping this bread baking art alive in your home).

Bread, through the ages, has been considered man’s staff of life. It has been important to man’s diet since early biblical days. “In the sweat of your face you shall eat bread till you return to the ground, for out of it you were taken; for dust you are, and to dust you shall return” (Genesis 3:19). (Did you know that “bread” appears 309 times in God’s word?) Because of the need and *liking* for this product made from nature’s grain - all different types of breads are made and sold. People, in general, all over the world depend upon bread in some form for life’s sustenance! Therefore, I felt a special desire to share some recipes with you and suggest ways to share homemade breads with others.



## Ideas For Packaging GIFT BREAD

(1) Use a round or rectangle shape straw or cane basket. Line basket with colorful gift wrapping *tissue* paper. Place loaf of bread in center of basket (Be sure paper is pulled up all around the sides of the loaf). Add a few miniature sprigs of dried or artificial flowers, or for winter season, sprigs of holly leaves and red berries around the sides of the bread. Include one sprig on top of loaf. Cover entire basket lightly with more tissue paper while making delivery. Include gift card with your favorite biblical scripture.

(2) Wrap cooled loaf of bread in clear plastic wrap. Place loaf on a large oval or rectangle paper white lace doily. Bring lacy doily up around bread with a *wide plaid* ribbon. Tie a large bow on top of bread. Include gift card with an inspirational thought or scripture.

(3) Buy or make small wooden bread boards. (If you can make them yourself, cut them into various shapes. I've seen cows, pigs, and heart shaped bread boards that make such cute gift items). Place cooled loaf of bread (wrapped in plastic wrap) on the bread board. Bring bright shiny ribbon under board to top of loaf. Tie in a bow leaving *long ribbon ties*. Include gift card with an inspirational thought or a Bible verse.

\*My favorite biblical verses I like to use for this project are: Matthew 4:4, "It is written, 'Man cannot live by bread alone, but by every word that proceeds from the mouth of God'." John 6:41, 'Jesus said, "I am the bread of life which came down from heaven" ' John 6:58, "This is the bread which came down from heaven. . . he who eats this bread will live FOREVER."

# Treasured Bread Recipes

## PUMPKIN - RAISIN BREAD

### Ingredients:

1/2 cup vegetable oil	1 cup canned pumpkin
1 cup brown sugar	1 1/2 teaspoons cinnamon
1/2 cup granulated sugar	1/2 teaspoon ginger
2 eggs	1/2 teaspoon cloves
2 teaspoons salt	1/2 teaspoon nutmeg
1 2/3 cups all purpose flour	1/4 teaspoon baking powder
1 teaspoon baking soda	1 cup raisins (add a small amount of hot water to cover raisins. Let them stand until plump in appearance).
1 cup chopped walnuts or pecans	

### Directions for Baking:

1. Cream oil and sugars till light and fluffy in a medium size mixing bowl.
2. Beat in eggs. Add pumpkin and mix well.
3. Add all dry ingredients into creamed mixture; mix until well blended. Add nut and raisins. Stir well.
4. Grease and flour a 9 by 5 by 3 inch loaf pan or use two medium size pans. (I prefer using several 4 1/2 by 2 1/2 by 1 1/2 inch loaf pans so I can share a sample with several on my list).
5. Pour batter into prepared pans. Bake in 350 degree oven for about 40 to 55 minutes for a large loaf. Smaller pans will take less time. Test for doneness by using a toothpick; batter should not stick to toothpick.
6. Remove from oven and cool for 10 minutes in pan. Turn out of pan; cool on rack.

## STRAWBERRY BREAD

### Ingredients:

1 1/4 cups vegetable cooking oil	1 teaspoon baking soda
1 cup brown sugar	1 teaspoon salt
1 cup white granulated sugar	1 teaspoon cinnamon
4 eggs	1 1/2 cups chopped pecans
3 cups all purpose flour	2 - 10 oz. packages frozen strawberries (thawed)

(Continued on next page)

### **Directions:**

1. Cream cooking oil and sugars in mixer bowl.
2. Add eggs to creamed mixture. Mix well.
3. Sift dry ingredients and add to creamed mixture, gradually.
4. Stir in strawberries and chopped nuts.
5. Pour into well greased 9 by 5 by 3 inch loaf pan.
6. Bake in 350 degree oven for 40 to 55 minutes. Cool in pan ten minutes. Remove from pan. Cool on rack.

### **SWEDISH TEA LOG**

#### **Ingredients for Bread dough:**

1 pkg. dry yeast	2 tablespoons sugar
¼ cup warm water	1 stick melted oleo
2½ cups flour	¼ cup evaporated milk
1 teaspoon salt	1 egg

#### **Filling Ingredients and Directions:**

- ¼ cup oleo, softened
- ½ cup packed brown sugar
- ¾ cup chopped pecans

Cream oleo and sugar well. Add chopped nuts and stir thoroughly.

#### **Glaze Ingredients and Directions:**

- 2 tablespoons oleo, softened room temperature
- 1 cup powdered sugar
- ½ teaspoon vanilla
- 1 or 2 tablespoons evaporated milk

Slowly brown oleo in saucepan or small skillet. Remove from heat. Add sugar and vanilla. Stir in milk to make it spread easily.

#### **Instructions for Baking:**

1. In a cup, add the dry yeast in ¼ cup warm water.
2. In a large bowl, sift together all the dry ingredients.
3. Add melted oleo, evaporated milk and egg.
4. Stir in yeast to the mixture. Mix well.
5. Cover mixture and chill 2 hours or overnight or will keep as long as a week.
6. Remove dough and divide into thirds. On a lightly floured surface, roll each third into a 12 by 6 inch rectangle. Spread each rectangle with *one third* of filling. Now, roll and bring over the 12 inch side

(Continued on next page)

toward center. Press down with fingertips to hold roll in place. Fold ends down so filling does not run out during baking.

7. Place the tea log on a foil lined cookie sheet. Let rise in a warm place for about 45 minutes.

8. Bake at 350 degrees for 15 to 20 minutes until light brown. Remove from oven and spread glaze over tea log.

(This is one of the most delicious yeast breads I've eaten. Be sure to include a copy of the recipe when you share it with neighbors. This also makes a perfect party treat when old and new friends drop by).

## **DATE NUT BREAD**

### **Ingredients:**

1 pound chopped dates  
2 cups boiling water  
2 cups sugar  
½ cup shortening  
2 eggs

2 teaspoons baking soda  
4 cups flour  
1 cup chopped nuts  
1 teaspoon vanilla flavoring  
1 teaspoon butter flavoring

### **Directions for Baking:**

1. Pour boiling water over dates and let set in a small mixing bowl.
2. In a medium size bowl, cream shortening and sugar. Add eggs and beat well.
3. Add all dry ingredients together. Mix ingredients, adding dates -water and dry ingredients alternately to the creamed mixture. Mix well.
4. Stir in nuts and flavorings.
5. Grease and flour a 9 by 5 by 3 inch loaf pan or divide dough batter between 2 coffee tin cans. Fill cans slightly over half full.
6. Bake at 325 degrees for approximately 1 hour or longer. Test for doneness by using a toothpick.

## INDIAN TEA BREAD

(Use *real tea* for liquid - A dark rich bread)

### Ingredients:

- 1 cup raisins
- 1 cup golden raisins
- 1 cup plus 2 tablespoons chopped pitted dates
- 1½ tablespoons chopped crystallized ginger
- 1½ cups medium strength brewed tea, cooled
- 1 large egg, slightly beaten
- ¼ cup dark molasses
- ¼ cup sugar
- 1 stick butter or oleo, melted and cooled
- 2 cups sifted unbleached flour
- 1 tablespoon ground ginger
- 1 teaspoon baking soda
- 1 cup coarsely chopped walnuts or pecans
- ½ cup sunflower seeds

### Directions for Baking:

1. In medium size mixing bowl, add raisins, dates, crystallized ginger with cooled tea. Let this fruit mixture stand for 35 minutes.
2. Cream oleo and sugar until well blended. Stir in egg and molasses. Add this to the fruit mixture.
3. Sift together flour, ground ginger, and baking soda in a large bowl. Make a well in the middle of the flour and gradually add fruit mixture into flour. Stir and beat with a wooden spoon until dry ingredients are well moistened.
4. Stir in nuts and sunflower seeds. Mix well.
5. Pour bread mixture into greased and floured two 8½ by 4½ by 3 inch loaf pans (or can use mini size pans but bake less time).
6. Bake in 350 degree oven for about 40 - 50 minutes or until a wooden pick inserted comes out clean. Cool bread in pans on rack for about 10 minutes. Remove from pan and let loaf cool thoroughly before wrapping in plastic wrap or foil. This bread is *better* and slices better the next day.
7. To wrap as a gift, use a pretty bright striped tea towel, or a paisley printed tea napkin. Gather it up on the top of the loaf and tie with gold *metallic cord* or *ribbon*.



# Bread Buffet Idea


Several years ago, Farm Journal Magazine featured an article concerning a Bread Feasting Party. That article really caught my *attention* and it sparked enthusiasm to try to do a *similar* type of a Bread Buffet. Some of the ideas given in this article were modified, but let me say this, the endeavours were totally successful. The invitations included every lady in the church. Special notes or phone calls were made to every *new convert* and to those that *recently moved in* about the Bread Buffet.

All the recipes were divided into categories to be sure of variety: Sweet breads, yeast breads, breads for bar-b-que, herb breads, vegetable and meat breads, quick breads, and muffins or coffee cake type breads. (Recipes were furnished to those that needed one). Each lady was also asked to bring her work of art on her prettiest bread board, in a straw basket, or favorite serving tray. Along with each recipe, a suggestion was given of an accompanying side dish such as -honey butter, pear preserves, homemade jam or jelly, fruit salad, chicken salad, fried bacon strips, hot link sausage, etc. It was like Solomon's feast! (I have never seen so many delicious and beautiful breads!!)

Not only did everyone enjoy this meal, but it gave everyone opportunity to talk personally with the *newcomers* and the *new Christian* converts. After lunch, several ladies filled extra plates to be taken to those who were sick at home, to the widows, and widowers of the congregation. It was a time that "good memories" were made of.

Perhaps, you may not want to get involved with a big group endeavor as this, but you can still do a good work with your own hands and a "loaf of bread." Prepare some type of bread - (you may want to try your own recipe or one I have included) - and share it! There are a lot of sad and lonely people *everywhere*. "Something loving from your oven" can *lift* a tired lonely heart.

# Time To Pray



# It Is Finished

And so ends this book. . . it is finished. But you, our readers have not finished. You have not finished the work which the Heavenly Father has sent you to do. Your mission is not over until you have drawn that final last breath.

Yes, there will be times you may grow discouraged, even slack, and even quite weary and tired in duty and service. Pretty gloomy, Huh? But you *must* not *quit*! Do not let this be your cry of defeat "I'm finished." Give yourself one more big shove—one more shot. Give yourself the chance to grow a little stronger in faith, to 'stretch' your abilities and talents just a little farther, and to grow a little dearer to the Father who waits for you in eternity.

**You Can Do It!** You can endure! You can finish with a crown!  
Live on NOW living for eternity.



James 1:12; "Blessed is the man who endures temptation; for when he has been proved, he will receive the crown of life which the Lord has promised to those who love Him."

Galatians 6:9; "And let us not grow weary while doing good, for in due season we shall reap if we do not lose heart."

2 Timothy 4:7-9; "I have fought the good fight, I have finished the race, I have kept the faith. Finally, there is laid up for me the crown of righteousness, which the Lord, the righteous Judge, will give to me on that Day, and not to me only but also to all who have loved His appearing."

# Other Books from Quality Publications

## ***ADULT***

- At The Master's Feet** *by J.J. Turner*  
**Build Your Bible Knowledge - Acts** *by John Hudson Tiner*  
**Commentary On Ephesians** *by Benny B. Bristow*  
**From Burden To Joy** *by Bill Boverie*  
**From Caves To Cathedrals** *by Bill Boverie*  
**How To Effectively Study The Bible** *by J. J. Turner*  
**If I Had One More Sermon To Preach** *by Edward P. Myers*  
**Modern Messages From The Minor Prophets** *by David Pharr*  
**Moments With The Master** *by Stephen D. Boyd*  
**Recollections Of Ninety-One Years** *by Lila Rogers Newsom*  
**Step Out Of The Crowd** *by J.J. Turner*  
**Studies In The Book Of Daniel** *by Leslie G. Thomas*  
**Studies In The Book Of Revelation** *by John L. Kachelman, Jr.*  
**The First Week And Last Day Of History** *by Leslie G. Thomas*  
**The Wedding's Over. . .What Now?** *by Eddie Lewis*  
**Time Out For The Family** *by Bill Maynard*

## ***LADIES***

- Be Still And Know That I Am God** *by Wanda Jo Pence*  
**Command The Morning** *by Jo Ann Mills*  
**Does God Delight In Me?** *by Betty Nowlin Edwards*  
**Gifts Of Power** *by Anna B. Counts*  
**The Hand Of God Touched Me** *by Stella Gatewood-Wester*  
**Leaves Only** *by Jo Ann Mills*  
**A New Song** *by Alice Ivy Cravens*  
**Speaking To You Of Grief** *by Martha Oliver Williams*  
**Strength In Times Of Trouble** *by Lea Fowler*  
**Quality Cooking** *(Cookbook) Compilation*

## ***YOUTH***

- Be King Of The Mountain** *by Ralph G. Bryan*  
**Called To Be Champions** *by J.J. Turner*  
**Highway To Heaven** *by Barry Cunningham*  
**The Tabitha Bible Class, Volume I (Workbook)** *by Sharon Bryan*  
**The Tabitha Bible Class, Volume I (Teacher's Manual)** *by S. Bryan*

## **ADULT & COLLEGE AGE QUARTERLIES**

**Getting To Know My Bible** (*Fall*) by *Craig Tappe*

**How Can I Know?** (*Winter*) by *Craig Tappe*

**How To Get Going When The Going Gets Tough** (*Spring*) by *Craig Tappe*

**God's People—The Holy People** (*Summer*) by *Craig Tappe*

## **CHILDREN**

**A Time To Plant** (*4 Quarters - 4th, 5th & 6th Grades*)

by *Herb and Hazel Woodward*

**Because God Loves Us** by *Susan Bachman*

**Bethany Learns About Giving** by *Vicky Billings*

**I Believe In God Because. . .** by *Mary Bachman*

**God Gets First Place** by *Mary Bachman*

**Goldilocks And Little Bear's Birthday** by *Doug Renahan*

**Is It In The Bible** (*Coloring Book*) by *Mary Bachman*

**Julie's Special Day** by *Mary & Susan Bachman*

**Little Bear And His Teddy Bear** by *Mary Bachman*

**The Wisdom Tree** by *Donna B. Smith*

*These and other books are available from your local bookstore or from  
Quality Publications, P.O. Box 1060, Abilene, Texas 79604, (915)  
677-6262.*

# LIVING FOR ETERNITY

By **BENNY** and **GWEN BRISTOW**



## About the Authors

Benny Bristow has been preaching and teaching adult and high school Bible classes for over 37 years. He and his wife Gwen attended Harding University where Benny got his degree in Bible and Education and Gwen received hers as a Home Economist. Benny also attended East Texas State, and LA Tech, Gwen attended Tyler Junior College and La Salle University.

Benny previously served at Madison Academy at Huntsville, Alabama for several years. He is also a former Bible instructor for Alabama Christian Extension and is guest writer for "Christian Bible Teacher".

Benny is the author of several books published by Quality Publications, "From Knee Pants to Romance", "Ten Commandments for Wives", "Ten Commandments for Husbands", "Calm Out of the Storm", "Commentary on Ephesians", "Charts and Sermons for Overhead Projectors", "Sermons to See and Hear" and Invitations for Mid-Week Services.

Gwen Bristow has been on the "Youth Day" program as guest lecturer in Louisiana. She has taught at Teacher's Workshops and spoken at special "Ladies Day" sessions in Louisiana, Texas, Arkansas and Alabama. She has organized and taught special "Ladies Night" for the past several years.

Benny and Gwen founded Deer Run Youth Encampment at Winnsboro Texas.

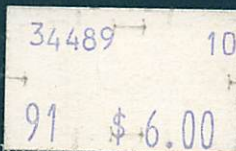
She has also authored a book through Quality Publications, "From Pigtales to Wedding Bells."

The Bristows live in Alexandria, Louisiana, they have two daughters Corretta, Alesa and a son Lorin.



**QUALITY PUBLICATIONS**

P.O. BOX 1060  
ABILENE, TEXAS 79604-1060  
(915) 677-6262



ISBN: 0-89137-431-5